

VIVOTEK

A Delta Group Company



PRODUCT BROCHURE

IP Surveillance Solutions



Making Society's Most Trusted Intelligent Surveillance Systems.

VIVOTEK

A Delta Group Company

As one of the world's most trusted IP surveillance solutions provider, we deliver intelligent security, control, and management for a safer society. Founded in Taiwan in 2000, we are widely recognized for our expansive technical capabilities in imaging and audio, specializing in IP cameras, video management software, and edge based AI video analytics. In 2017, we joined the Delta Group, a global leader in power and thermal management solutions, to serve as the security and intelligence core of Delta Building Automation Business.

Global Presence

Via a global network of more than 180 distributors in more than 100 countries, we serve system integrators building intelligent solutions for end-users around the world. VIVOTEK Inc. (TAIEX: 3454) was listed on the TWSE in 2011, and we have established offices in the U.S., Netherlands, India, Mexico, and Japan.

We Get The Picture

With more than 20 years at the forefront of the industry, we've driven breakthroughs in R&D, and built a solid technological foundation for the industry. It's based on these two decades of experience that we have the expertise to know what keeps business owners and security operators up at night.

Smarter Is Safer

Our AI-powered video analytics deliver improved overviews and real-time insights, giving security operators the information they need, when they need it, to ensure safe and secure operations. With intelligent technologies integrated into our surveillance solutions, users have the peace of mind that their sensitive information is secured against prying eyes.

Trusted Quality

Choosing VIVOTEK means choosing quality you can trust. We develop, test, and manufacture our industry leading products, technologies, and solutions in-house, meeting the highest international standards and regulations for quality management and environmental responsibility.

Seamless Integration, Meaningful Connection

The most robust and effective solutions for keeping people, assets, and data safe require many varied technologies to work seamlessly together. Our innovative surveillance solutions unlock new possibilities for a wide range of vertical applications, leveraging our two decades of industry expertise and global strategic partnerships.

Contents

Advanced Technology

Smart Stream III.....	6
SNV II.....	6
Smart IR III.....	7
Smart IR II.....	7
Camera Link.....	7

Installation Aids

Modular Mechanical Design	8
Wi-Fi Installation.....	9

Security within Security

Security at the Edge.....	10
Cybersecurity Management Solution	10

AI-Based Analytics

Smart Motion Detection	12
Smart VCA/Smart VCA+.....	12
Parking Violation Detection.....	13
Restricted Zone Detection.....	13
Smart Tracking Advanced.....	13

Network Cameras

Naming Rule.....	15
------------------	----

SUPREME Series

SUPREME 4K Cameras.....	18
SUPREME 2MP Cameras.....	20
SUPREME 360° Fisheye Cameras.....	22
SUPREME Multi-Sensor Cameras.....	24
SUPREME Speed Dome Cameras.....	26

VERSATILE Series

VERSATILE 5MP 87-A-Series Cameras.....	30
VERSATILE 5MP 89-v2-Series Cameras.....	32
VERSATILE 2MP Cameras.....	34
VERSATILE Box Cameras.....	36
VERSATILE Specialty Cameras.....	37

COMPETITIVE Series

COMPETITIVE Standard Cameras.....	40
COMPETITIVE Panoramic Cameras.....	43

Application Specific Solutions

Transportation Cameras.....	46
LPC Cameras	48
LPR Cameras	50
INSIGHT Series.....	52
Thermal Bullet Cameras.....	56
Correctional Facilities.....	58
Counting Solution.....	60
Facial Recognition	62
Network Audio	68
Media Converters.....	70

Accessories

Lenses	73
Enclosures/ Miscellaneous.....	74
CaMate IR Illuminators	75
CaMate IR Accessories	75
Mounting Installation.....	77

Network Video Recorders

Naming Rule.....	89
Core+	90
Desktop NVR.....	92
Rack Mount NVR	94
CMS Station	96
Mobile NVR	97

PoE Network Products

PoE Network Products.....	99
---------------------------	----

Video Management Software

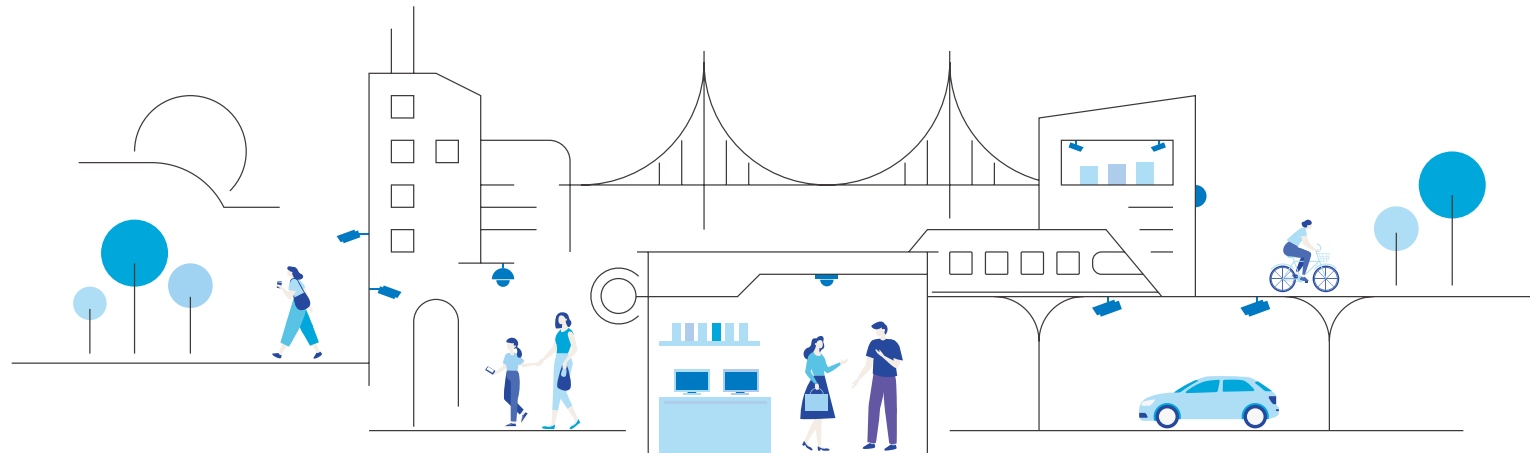
VAST 2.....	107
-------------	-----

Cloud Service

VIVOCloud.....	111
VIVOCloud Retail.....	112

Solution Integration Alliance

SIA	115
-----------	-----

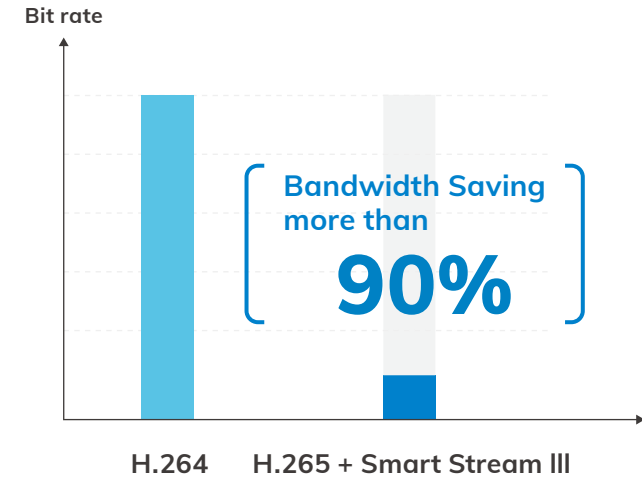




Advanced Technology

Smart Stream III

VIVOTEK Smart Stream III combines Smart Codec, Dynamic Intra Frame Period, Scene Awareness and Smart FPS technologies to enable the cameras to optimize quality for desired regions and automatically adjust encoding, maximizing bandwidth usage efficiency and lowering storage requirements while maintaining high image quality.



SNV II

SNV stands for Supreme Night Visibility. VIVOTEK SNV II-label products incorporate carefully selected quality optical components and sophisticated image signal processing algorithms to reproduce high quality color images, even in very low-light conditions.



Smart IR III

AI-Based

Deep learning Adaptive IR illuminators based on objects of interest to achieve best evidence capture.

Object of Interest

- People
- Vehicles



Standard IR

AI-Based IR

Smart IR II

Vari-Angle IR

Automatic IR angle adjustment to the optical zoom provides consistent IR images in all fields of view.

- Effortless IR angle adjustment
- Wide coverage of field of view
- No IR hot-spot issues
- Long-range IR illumination



Camera Link

Inter-camera communication to capture more details.

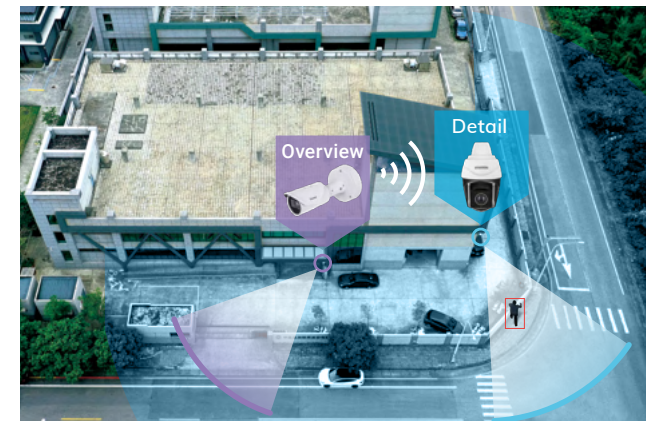
- Spotter camera detects activity at a pre-set location
- Alerts PTZ cameras to zoom onto pre-set location
- PTZ cameras capture clearer details



IB9367-EHT-v2
Wide Angle for overview
(Spotter)



SD9384-EHL
PTZ for Detail
(Go to preset location and track event)





Installation Aids

Various Helpful Features to Simplify the Installation Process




Installation-friendly **Modular Mechanical Design**

VIVOTEK's brand new mechanical design has made the installation process easier than ever before. The new modular design greatly reduces installation times and costs, allowing installers to take on more projects.

Wi-Fi Installation




Direct Network Access for Installation via USB Wi-Fi Adapter
 (*Available on selected models)



Speed Focus
 for clearer images around the clock



Automatic IR Angle Adjustment
 for Best Possible IR Image



Visual Pixel Calculator
 To achieve handy operational requirements
 * Available on selected models



Security within Security

Security at the Edge



Secure Boot

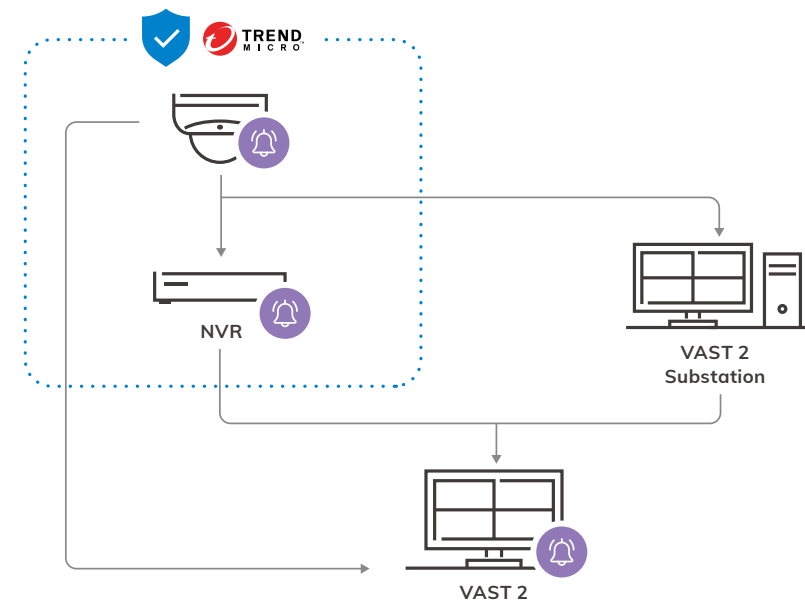
Secure boot is a mechanism that protects the firmware of the product installed by VIVOTEK. During the camera boot up process, secure boot ensures that unauthenticated code is rejected and protects the camera system from attacks or infections by malicious external code.



Signed Firmware

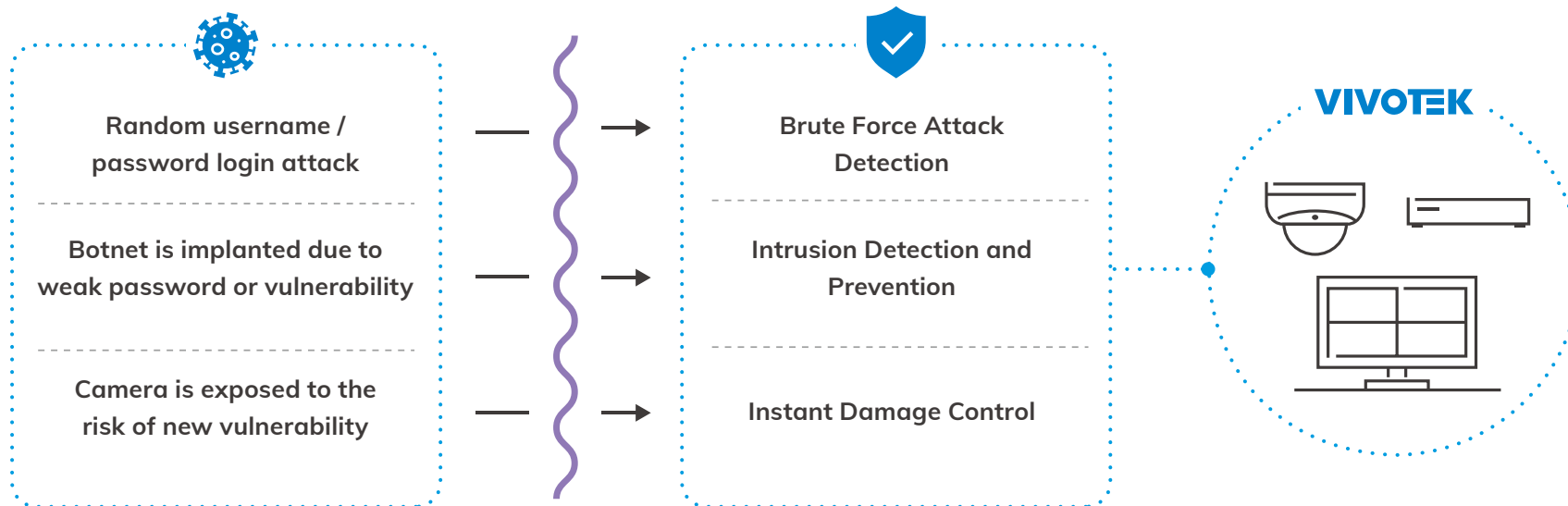
VIVOTEK's signed firmware requires a digital signature in the firmware and verification of the signature by VIVOTEK, thereby ensuring that users can trust the firmware has not been tampered with. A device with signed firmware can validate the firmware before allowing installation.

Cybersecurity Management Solution



VIVOTEK's cybersecurity assurance efforts are built into the lifecycle of our products, including development, verification, manufacturing, delivery and service. We are constantly evaluating and enhancing our cybersecurity efforts in order to provide our valued customers with the highest quality and most reliable products. By cooperating with the world-renowned cybersecurity company, Trend Micro, and announcing the hardening procedure to users, VIVOTEK is committed to helping minimize and stopping such events from affecting our customers and products.

Multi-Layered Protection for Surveillance Cameras



Multi-Layered Protection with Trend Micro IoT Security

Multi-Layered Protection including Brute Force Attack Detection, Intrusion Detection and Prevention, and Instant Damage Control will automatically secure your network system with the latest signature upgrades.



Cybersecurity Alarm Management with Instant Alerts

Once event notifications in network cameras and VAST 2 VMS have been set up, VIVOTEK's surveillance solution will be immediately alerted when cyberattacks occur.



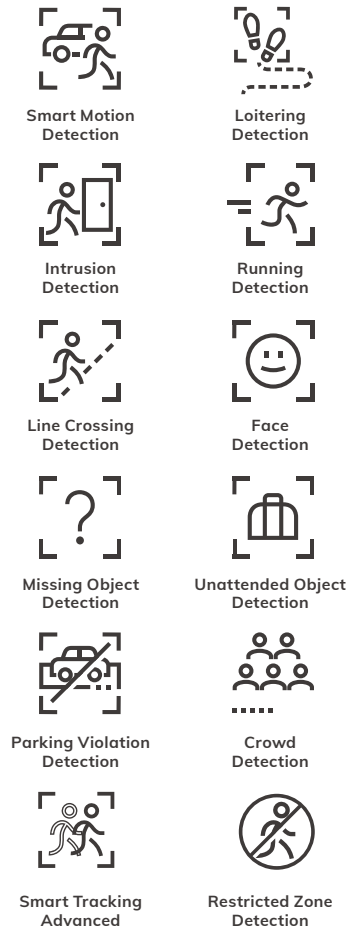
Event Reports with Cyber Risk Dashboard

Quickly know attack trend and status, and acquire attack information in order to diagnose your network promptly on VIVOTEK's VAST 2 VMS and NVRs.



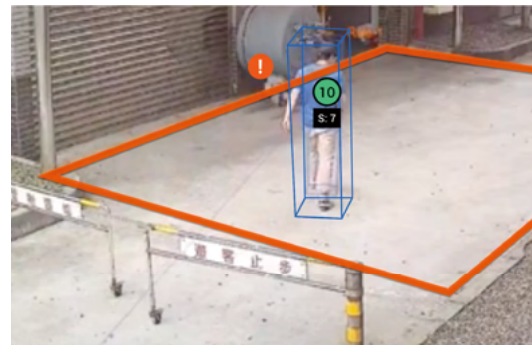
AI-Based Analytics

Deep Learning Technology



Smart Motion Detection

Recognize human activities with precision, with no negative impact from changes in lighting, shadows, adverse weather, or other factors. Smart Motion Detection greatly reduces the amount of false alarms, and provides continued intelligent protection of people.



Smart VCA/Smart VCA+

The on-board Smart VCA suite includes 8 advanced video analytics, providing smart-edge cameras the ability for advanced accuracy in people and object detection. It is easily configurable to meet diverse user application requirements. Smart VCA+ enabled cameras go even further, adding people and vehicle attributes for advanced search functions in Deep Search enabled NVR's and VMS'.

- Crowd Detection
- Missing Object Detection
- Smart VCA+ People Attributes - Gender, Age, Clothing Color, Accessories
- Line Crossing Detection
- Unattended Object Detection
- Smart VCA+ Vehicle Attributes - Car, Truck, Bus, Motorcycle, Bicycle, Color
- Intrusion Detection
- Face Detection
- Loitering Detection
- Running Detection



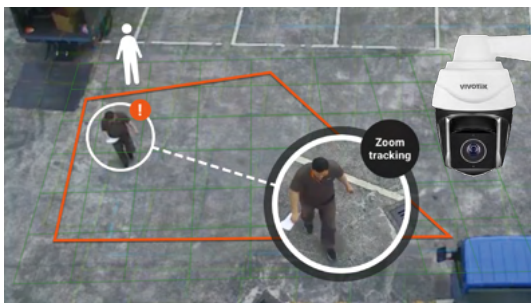
Parking Violation Detection

Parking Violation Detection can detect when vehicles stop inside a restricted area. Application scenarios include cars parking in restricted areas at the airport, bus & train stations, and bicycle lanes. Reduce traffic congestion through detecting illegally parked vehicles.



Restricted Zone Detection

Restricted Zone Detection ensures that people follow guidelines and rules in order to comply with safety procedures. Places such as laboratories, food processing, or construction zones often require equipment checks before entry. Restricted Zone Detection ensures that people follow the right procedure for entering these facilities.



Smart Tracking Advanced

Smart Tracking Advanced is an innovative Deep Learning Technology for VIVOTEK's new PTZ cameras designed to increase effectiveness when automatically tracking people in motion. It is especially effective for applications and situations in which individuals require special attention, such as bank vaults, or parking facilities after working hours.

- Line Crossing Detection
- Intrusion Detection
- Loitering Detection
- Face Detection

Network Cameras

SUPREME Series

4K 91-Series Dome/Bullet/Box Cameras
2MP 65-Series Dome/Bullet/Box Cameras
360° Fisheye Cameras
20MP Multi-Sensor Cameras
PTZ Speed Dome Cameras

VERSATILE Series

5MP 87-A-Series Dome/Bullet Cameras
5MP 89-v2-Series Dome/Bullet/Turret Cameras
2MP 67-v2-Series Dome/Bullet Cameras
Box Cameras
Specialty Cameras

COMPETITIVE Series

Standard Models
Fisheye/Panoramic Models



Naming Rule



Network Camera Model

1-2 nd Model Category	
Code	Description
CC	Compact Cube Camera
CD	Corner Camera
CU	Camera Unit
FD	Fixed Dome Camera
FE	Fisheye Camera
IB	Bullet Camera
IP	Box Camera
IT	Turret Dome Camera
IZ	Zoom Lens Camera
MA	Multiple Adjustable Views Camera
MD	Mobile Dome Camera
MS	Multiple Sensor Camera
SC	Stereo Camera
SD	Speed Dome Camera
TB	Thermal Bullet Camera
VC	Video Core
VS	Video Server

3 rd A/V Type	
NO.	Description
8	H.264 / MJPEG
9	H.265 / H.264 / MJPEG

4 th VC Series - Amount of Channel	
NO.	Description
1 - 9	1 - 9 Channel

4 th IP Camera Type	
NO.	Description
1	Indoor IP Camera
3	Outdoor IP Camera
5	Mobile Certified

5 th IP Camera - Resolution	
NO.	Description
1	≥ 10MP CMOS Sensor
2	≥ 20MP CMOS Sensor
3	≥ 30MP CMOS Sensor
4	≥ 40MP CMOS Sensor
5	≥ 50MP CMOS Sensor
6	≥ 2.0MP CMOS Sensor
7	≥ 3.0MP CMOS Sensor
8	≥ 5.0MP CMOS Sensor
9	≥ 8.0MP CMOS Sensor

6 th Running Number	
NO.	Description
-	1 - 99

7 th Extension/Feature	
NO.	Description
D	DC Power Input
E	Extended Temperature ≤ -40°C
H	High Dynamic Range (Wide Dynamic Range)
L	Lite
LPC	License Plate Capture
LPR	Embedded License Plate Recognition Software
M	Manual Focal
N	940nm IR LED
P	P-iris (Box Cameras)
T	Remote Focus i-CS (Box Cameras)
V	Outdoor Vandal Proof

8 th Digit Extension	
NO.	Description
v	1 - 99
A	A-Z
O	OSSA

SVC Definition

S SERIES	Description
	SUPREME
	Definition

Top of the line, cutting edge technology, superior image quality

V SERIES	Description
	VERSATILE
	Definition

Advanced and feature rich for most applications, great image quality

C SERIES	Description
	COMPETITIVE
	Definition

Cost effective professional surveillance, good image quality



SUPREME Series

Top of the line, cutting edge technology, superior image quality



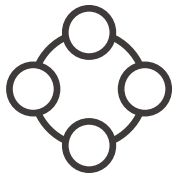
Included AI Analytics

Smart VCA included in all S-Series cameras



Smart IR III

AI-Based deep learning Adaptive IR illuminators targeting people/vehicles to achieve best evidence capture.



Detailed Coverage

4K Resolution, Multi-Sensor, and PTZ Speed Domes



Network Cameras

SUPREME Series



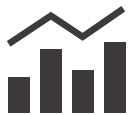
SUPREME 4K Cameras

Maximum Clarity with 91-Series 4K Resolution



Highest Detailed Video

VIVOTEK 4K cameras have the highest pixel density of all our camera products, 4x standard 1080P resolution



AI-Powered Video Analytics

VIVOTEK's Smart VCA is a suite of multiple analytics that provide faster and more accurate detection for various scenarios



Smart Motion Detection

With accurate precision to detect human activity only, while also intelligently ignoring background changes in a given scene, VIVOTEK's SMD greatly minimizes the number of false alarms



Significantly Lower Bandwidth via Smart Stream III

Fully compatible with H.264 and H.265, VIVOTEK's Smart Stream III allows reducing bandwidth consumption by up to 90%



Network Cameras

4K Cameras

Outdoor Dome

Bullet

Box



NEW



NEW



Model	FD9391-EHTV-v2	FD9391-EHTV	IB9391-EHTV-v2	IB9391-EHT	IP9191-HT
Camera Features					
Sensor Type	1/2" Progressive CMOS	1/2" Progressive CMOS	1/2" Progressive CMOS	1/2" Progressive CMOS	1/2" Progressive CMOS
Lens Type/ Focal Length/ F-number	Motorized/ 4.4 ~ 10.2 mm / F1.38 ~ F2.24	Motorized/ 3.9 ~ 10 mm / F1.5 ~ F2.7	Motorized/ 4.4 ~ 10.2 mm / F1.38 ~ F2.24	Motorized/ 3.9 ~ 10 mm / F1.5 ~ F2.7	Remote Back Focus i-CS/ 3.9 ~ 10 mm / F1.5 ~ F2.7
Field of View	110° ~ 43° (H) 57° ~ 24° (V)	119° ~ 45° (H) 63° ~ 25° (V)	105° ~ 43° (H) 57° ~ 24° (V)	95° ~ 45° (H) 52° ~ 25° (V)	119° ~ 45° (H) 63° ~ 25° (V)
Day/Night	●	●	●	●	●
IR Illuminators	50 m, IR LED*4 Smart IR III	50 m, IR LED*5	50 m, IR LED*4 Smart IR III	50 m, IR LED*5	-
Min. Illumination	0.02 lux @ F1.38 (Color) <0.005 lux @ F1.38 (B/W) 0 lux with IR illumination on	0.02 lux @ F1.5 (Color) 0.01 lux @ F1.5 (B/W) 0 lux with IR illumination on	0.02 lux @ F1.38 (Color) <0.005 lux @ F1.38 (B/W) 0 lux with IR illumination on	0.02 lux @ F1.5 (Color) 0.01 lux @ F1.5 (B/W) 0 lux with IR illumination on	0.02 lux @ F1.5 (Color) 0.1 lux @ F1.5 (B/W)
Max. Resolution/ Frame Rate	30 fps @ 3840x2160	30 fps @ 3840x2160	30 fps @ 3840x2160	30 fps @ 3840x2160	30 fps @ 3840x2160
WDR Technology*	WDR Pro	WDR Pro	WDR Pro	WDR Pro	WDR Pro
On-board Storage	microSD/SDHC/SDXC card slot	microSD/SDHC/SDXC card slot	microSD/SDHC/SDXC card slot	microSD/SDHC/SDXC card slot	microSD/SDHC/SDXC card slot
Video/ Audio/ Network					
Video Compression	Triple-Codec (H.265/H.264/MJPEG)	Triple-Codec (H.265/H.264/MJPEG)	Triple-Codec (H.265/H.264/MJPEG)	Triple-Codec (H.265/H.264/MJPEG)	Triple-Codec (H.265/H.264/MJPEG)
Audio	Two-way Audio (Full duplex)	Two-way Audio (Full duplex)	Two-way Audio (Full duplex)	Two-way Audio (Full duplex)	Two-way Audio (Full duplex)
Digital Input/ Output	2/2	1/1	3/3	1/1	2/2
ONVIF	Profile G/S/T	Profile G/S/T	Profile G/S/T	Profile G/S/T	Profile G/S
Solution Integration					
VIVOCLOUD	-	●	-	●	-
Security	Secure Boot, Signed Firmware, Trend Micro IoT Security	Trend Micro Security	Secure Boot, Signed Firmware, Trend Micro IoT Security	Trend Micro IoT Security	Trend Micro IoT Security
VCA	Smart Motion Detection, Smart VCA+	Smart Motion Detection, Smart VCA	Smart Motion Detection, Smart VCA+	Smart Motion Detection, Smart VCA	-
General					
Power Input/ Consumption	AC 24V / DC 12V /PoE Max. 25 W	AC 24V / DC 12V /PoE Max. 25 W	AC 24V/ DC 12V/ PoE Max. 25 W	AC 24V/ DC 12V/ PoE Max. 25 W	AC 24V/ DC 12V/ PoE Max. 12 W
Housing	IP66, IP67, IK10, NEMA 4X	IP66, IP67, IK10, NEMA 4X	IP66, IP67, IK10, NEMA 4X	IP66, IP67, IK10 (housing), NEMA 4X	-
Dimensions	ø 174 x 123 mm	ø 155 x 138 mm	ø 146 x 288 mm	121 x 121 x 394 mm (w/ junction box) 118 x 118 x 333 mm (w/o junction box)	151 x 70 x 61 mm (w/o lens) 210 x 70 x 61 mm (w/ lens)
Operating Temperature	-50°C ~ 60°C (-58°F ~ 140°F)	-50°C ~ 60°C (-58°F ~ 140°F)	-50°C ~ 60°C (-58°F ~ 140°F)	-50°C ~ 60°C (-58°F ~ 140°F)	-10°C ~ 50°C (14°F ~ 122°F)
NDA Compliance Product	●	-	●	-	-

* All specifications are subject to change without notice.



SUPREME 2MP Cameras

Best 2MP Image Quality with 65-Series



Smart IR III

AI-Based deep learning Adaptive IR illuminators targeting people/vehicles to achieve best evidence capture.



AI-Powered Video Analytics

VIVOTEK's Smart VCA is a suite of multiple analytics that provide faster and more accurate detection for various scenarios




Smart Motion Detection

With accurate precision to detect human activity only, while also intelligently ignoring background changes in a given scene, VIVOTEK's SMD greatly minimizes the number of false alarms



Significantly Lower Bandwidth via Smart Stream III

Fully compatible with H.264 and H.265, VIVOTEK's Smart Stream III allows reducing bandwidth consumption by up to 90%



2MP Cameras

Outdoor Dome

Bullet

Indoor Dome

Box



NEW



NEW



Model	FD9365-EHTV-v2	FD9365-HTV-A/EHTV-A	IB9365-EHT-v2	IB9365-HT-A/EHT-A	FD9165-HT-A	IP9165-HT-v2
Camera Features						
Sensor Type	1/2" progressive CMOS	1/2" Progressive CMOS	1/2" progressive CMOS	1/2" Progressive CMOS	1/2" Progressive CMOS	1/2" Progressive CMOS
Lens Type/ Focal Length/ F-number	Motorized/ 4 ~ 9 mm (2.8 ~ 11.4 mm, equivalent focal length @ 1/2.8)/ F1.3 ~ F2.2	Motorized/ 4 ~ 9 mm (2.8 ~ 11.4 mm, equivalent focal length @ 1/2.8)/ F1.3 ~ F2.2	Motorized/ 4 ~ 9 mm (3.5 ~ 11.4 mm, equivalent focal length @ 1/2.8)/ F1.3 ~ F2.2	Motorized/ 4 ~ 9 mm/ F1.3 ~2.2 Motorized/ 12-40 mm/ F1.8	Motorized/ 4 ~ 9 mm(2.8 ~ 11.4 mm, equivalent focal length @ 1/2.8)/ F1.3 ~ F2.2	Remote Back Focus i-CS/ 3.9 ~ 10 mm/ F1.5 ~ F2.7
Field of View	120° ~ 46° (H) 60° ~ 26° (V)	120° ~ 46° (H) 60° ~ 26° (V)	100° ~ 46° (H) 52° ~ 26° (V)	IB9365-HT/EHT-A (4-9 mm): 100° ~ 46° (H), 52° ~ 26° (V) IB9365-HT-A (12-40 mm): 35° ~ 12° (H), 19° ~ 7° (V)	120° ~ 46° (H) 60° ~ 26° (V)	110° ~ 43° (H) 59° ~ 24° (V)
Day/Night	•	•	•	•	•	•
IR Illuminators	50 m, IR LED*4 Smart IR III	50 m, IR LED*4	50 m, IR LED*4 Smart IR III	IB9365-HT-A/EHT-A (4-9 mm): 50 m, IR LED*6 IB9365-HT-A (12-40 mm): 100 m, IR LED*4	50 m, IR LED*4	-
Min. Illumination	0.01 lux @ F1.3 (Color) <0.005 lux @ F1.3 (B/W) 0 Lux with IR illumination on	0.015 lux @ F1.3 (Color) <0.005 lux @ F1.3 (B/W) 0 Lux with IR illumination on	0.01 lux @ F1.3 (Color) <0.005 lux @ F1.3 (B/W) 0 Lux with IR illumination on	IB9365-HT/EHT-A (4-9 mm): 0.015 lux @ F1.3 (Color)/ <0.005 lux @ F1.3 (B/W) 0 lux with IR illumination on IB9365-HT-A (12-40 mm): 0.075 lux @ F1.8 (Color)/ <0.005 lux @ F1.8 (B/W) 0 lux with IR illumination on	0.015 lux @ F1.3 (Color) <0.005 lux @ F1.3 (B/W) 0 lux with IR illumination on	0.01 lux @ F1.5 (Color) <0.005 lux @ F1.5 (B/W)
Max. Resolution/ Frame Rate	60 fps @ 1920x1080	60 fps @ 1920x1080	60 fps @ 1920x1080	60 fps @ 1920x1080	60 fps @ 1920x1080	60 fps @ 1920x1080
WDR Technology*	WDR Pro II	WDR Pro	WDR Pro II	WDR Pro	WDR Pro	WDR Pro II
On-board Storage	microSD/SDHC/SDXC card slot	microSD/SDHC/SDXC card slot	microSD/SDHC/SDXC card slot	microSD/SDHC/SDXC card slot	microSD/SDHC/SDXC card slot	microSD/SDHC/SDXC card slot
Video/ Audio/ Network						
Video Compression	Triple-Codec (H.265/H.264/MJPEG)	Triple-Codec (H.265/H.264/MJPEG)	Triple-Codec (H.265/H.264/MJPEG)	Triple-Codec (H.265/H.264/MJPEG)	Triple-Codec (H.265/H.264/MJPEG)	Triple-Codec (H.265/H.264/MJPEG)
Audio	Two-way Audio (Full duplex)	Two-way Audio (Full duplex)	Two-way Audio (Full duplex)	Two-way Audio (Full duplex)	Two-way Audio (Full duplex)	Two-way Audio (Full duplex)
Digital Input/ Output	2/2	2/2	3/3	2/2	2/2	2/2
ONVIF	Profile G/S/T	Profile G/S	Profile G/S/T	Profile G/S	Profile G/S	Profile G/S/T
Solution Integration						
VIVOCLOUD	-	-	-	-	-	•
Security	Secure Boot, Signed Firmware, Trend Micro IoT Security	Trend Micro IoT Security	Secure Boot, Signed Firmware, Trend Micro IoT Security	Trend Micro IoT Security	Trend Micro IoT Security	Secure Boot, Signed Firmware, Trend Micro IoT Security
VCA	Smart Motion Detection, Smart VCA+	Smart Motion Detection, Smart VCA	Smart Motion Detection, Smart VCA+	Smart Motion Detection, Smart VCA	Smart Motion Detection, Smart VCA	Smart Motion Detection, Smart VCA
General						
Power Input/ Consumption	AC 24V (Optional)/ DC 12V/ PoE Max. 25 W	AC 24V /DC 12V/ PoE FD9365-HTV-A: Max. 11 W FD9365-EHTV-A: Max. 21 W	AC 24V (Optional)/ DC 12V/ PoE Max. 25 W	AC 24V/ DC 12V/ PoE IB9365-HT-A: Max. 12.95 W IB9365-EHT-A: Max. 25 W	AC 24V /DC 12V/ PoE Max. 11 W	AC 24V/ DC 12V/ PoE Max. 9 W (DC 12V) Max. 18 W (AC 24V) Max. 9.06 W (PoE)
Housing	IP66, IP67, IK10, NEMA 4X	IP66, IP67, IK10	IP66, IP67, IK10, NEMA 4X	IP66, IP67, IK10 (housing)	-	-
Dimensions	ø 174 x 123 mm	ø 155 x 104 mm	ø 146 x 288 mm	IB9365-HT-A/EHT-A (4-9mm): 352 x 121 x 121 mm (w/ junction box) IB9365-HT-A (12-40 mm): 368 x 121 x 121 mm (w/ junction box)	ø 139 x 104 mm	155 x 70 x 61 mm (w/o lens) 210 x 70 x 66 mm (w/ lens)
Operating Temperature	-50°C ~ 60°C (-58°F ~ 140°F)	-30°C ~ 60°C (-22°F ~ 140°F) (-HTV-A) -50°C ~ 60°C (-58°F ~ 140°F) (-EHTV-A)	-50°C ~ 60°C (-58°F ~ 140°F)	-30°C ~ 60°C (-22°F ~ 140°F) (-HT-A) -50°C ~ 60°C (-58°F ~ 140°F) (-EHT-A)	-10°C ~ 45°C (14°F ~ 113°F)	-10°C ~ 60°C (14°F ~ 140°F)
NDA Compliance Product	•	•	•	•	•	•

* All specifications are subject to change without notice.



SUPREME 360° Fisheye Cameras

A Whole Different Perspective with Fisheye Models



360° Views

With fisheye lenses, VIVOTEK fisheye IP cameras can cover 360° with no blind spots, excellent for full situational coverage



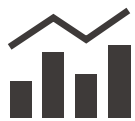
Dewarping Technology

VIVOTEK fisheye lens dewarping technology enables users to target specific areas with different viewing modes



Smart IR II

With Smart IR II infrared illuminators, users can see in all directions up to 20m in total darkness (outdoor models only)



AI-Powered Video Analytics

VIVOTEK's Smart VCA is a suite of multiple analytics that provide faster and more accurate detection for various scenarios.



10



1R

Network Cameras

360° Fisheye Cameras

12 Megapixel



6 Megapixel



12 Megapixel



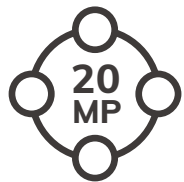
Model	FE9391-EHV-v2	FE9382-EHV-v2	FE9192-H
Camera Features			
Sensor Type	1/2.3" Progressive CMOS in 4056x3040	1/1.8" Progressive CMOS in 3840x2160	1/2.3" Progressive CMOS in 4056x3040
Lens Type/ Focal Length/ F-number	Fixed / 1.22 mm / F2.0	Fixed/ 1.245 mm/ F1.6	Fixed / 1.22 mm / F2.0
Field of View	180° (H) 180° (V)	180° (H) 180° (V)	180° (H) 180° (V)
Day/Night	•	•	•
IR Illuminators	20 m, IR LED*4	20 m, IR LED*4	-
Min. Illumination	0.1 lux @ F2.0 (Color) <0.005 lux @ F2.0 (B/W) 0 lux with IR illumination on	0.065 lux @ F1.6 (Color) <0.001 lux @ F1.6 (B/W) 0 lux with IR illumination on	0.1 lux @ F2.0 (Color) <0.005 lux @ F2.0 (B/W)
Max. Resolution/ Frame Rate	30 fps @ 2944x2944	30 fps @ 2048x2048	30 fps @ 2944x2944
WDR Technology*	WDR Pro	WDR Pro	WDR Pro
On-board Storage	microSD/SDHC/SDXC card slot	microSD/SDHC/SDXC card slot	microSD/SDHC/SDXC card slot
Video/ Audio/ Network			
Video Compression	Triple-Codec (H.265/H.264/MJPEG)	Triple-Codec (H.265/H.264/MJPEG)	Triple-Codec (H.265/H.264/MJPEG)
Audio	Two-way Audio (Full duplex) (optional accessory)	Two-way Audio (Full duplex) (optional accessory)	One-way Audio
Digital Input/ Output	1/1 (optional accessory)	1/1 (optional accessory)	-
ONVIF	Profile G/S/T	Profile G/S/T	Profile G/S/T
Solution Integration			
VIVOCLOUD	•	-	•
Security	Secure Boot, Signed Firmware, Trend Micro IoT Security	Secure Boot, Signed Firmware, Trend Micro IoT Security	Secure Boot, Signed Firmware, Trend Micro IoT Security
VCA	Smart Motion Detection, Smart VCA	Smart Motion Detection, Smart VCA	Smart Motion Detection, Smart VCA
General			
Power Input/ Consumption	PoE / Max. 22.5 W	PoE/ Max. 9.8 W	PoE / Max. 9 W
Housing	IP66, IK10, NEMA 4X	IP66, IK10, NEMA 4X	-
Dimensions	ø 150 x 68 mm	ø 150 x 68 mm	ø 82 x 122 mm
Operating Temperature	-40°C ~ 55°C (-40°F ~ 131°F)	-40°C ~ 55°C (-40°F ~ 131°F)	-10°C ~ 50°C (14°F ~ 122°F)
NDA Compliance Product	•	•	•

* All specifications are subject to change without notice.



SUPREME Multi-Sensor Cameras

End to End Coverage with VIVOTEK Multi-Sensor models



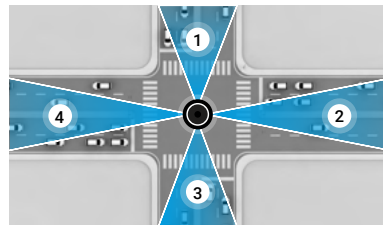
20 Megapixels

4 x 5MP sensors for a total of 20MP for complete comprehensive coverage




Multi-Directional

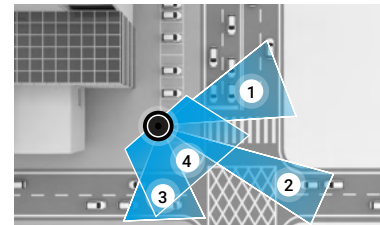
The MA9322-EHTVL has 4 independent sensors, allowing users the ability to target 4 regions from a single IP address, 4 cameras in 1.



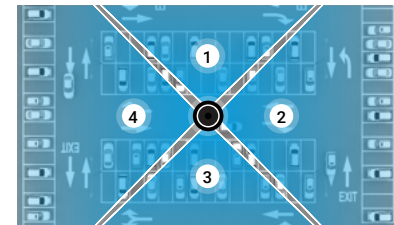
Traffic



Interiors



Corners



Parking

20 Megapixel Cameras

Multi-Directional



NEW

Model	MA9322-EHTVL
Camera Features	
Sensor Type	1/2.7" Progressive CMOS
Lens Type/ Focal Length/ F-number	Motorized/ 3.7 ~ 7.7 mm/ F1.9 ~ F2.9
Field of View	88.6° ~ 40.1° (H) 61.2° ~ 28.6° (V)
Day/Night	●
IR Illuminators	30 m
Min. Illumination	0.035 lux @ F1.9 (Color) 0.005 lux @ F1.9 (B/W) 0 lux with IR illumination on
Max. Resolution/ Frame Rate	12 fps @ 2688x1920
WDR Technology*	WDR Pro
On-board Storage	microSD/SDHC/SDXC card slot
Video/ Audio/ Network	
Video Compression	Triple-Codec (H.265/H.264/MJPEG)
Audio	Two-way Audio (Full duplex)
Digital Input/ Output	1/1
ONVIF	-
Solution Integration	
VIVOCLOUD	-
Security	-
VCA	-
General	
Power Input/ Consumption	AC 24V/ PoE Max. 25 W/ 25 W
Housing	IP66, IK10, NEMA 4X
Dimensions	ø 267 x 114 mm ø 275 x 118 mm (w/ bracket)
Operating Temperature	-40°C ~ 60°C (-40°F ~ 140°F)
NDA Compliance Product	●

* All specifications are subject to change without notice.





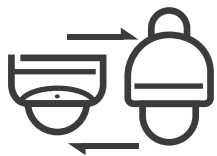
SUPREME Speed Dome Cameras

Great Video Quality PTZ Solutions for both Indoors and Outdoors



Smart Tracking Advanced

Innovative deep-learning algorithm to increase accuracy when tracking people in motion



Camera Link

Enabled to work with Camera Link spotter cameras to effortlessly capture event details



Outdoor Ready

Designed for outdoor environments with IP66 and IK10 certification plus NEMA 4X



Airport



Port

Network Cameras

Speed Domes

5 MP Outdoor



2 MP Outdoor



2 MP Indoor



NEW

Model	SD9384-EHL	SD9368-EHL	SD9161-H-v2
Camera Features			
Sensor Type	1/2.8" Progressive CMOS	1/2.8" Progressive CMOS	1/2.8" Progressive CMOS
Lens Type/ Focal Length/ F-number	30x Optical Zoom Auto Focus/ 4.94 ~ 148.24 mm/ F1.3~4.6	40x Optical Zoom Auto Focus/ 4.25 ~ 170 mm/ F1.6 ~ F4.95	10x Optical Zoom Auto Focus/ 5.1 ~ 51 mm/ F1.6 ~ F1.8
Field of View	54° ~ 2° (H) 42° ~ 1.5° (V)	65.7° ~ 1.88° (H) 39.39° ~ 1.09° (V)	57° ~ 6.2° (H) 34° ~ 3.5° (V)
Day/Night	●	●	●
IR Illuminators	200m, IR LED*8	250 m, IR LED*8	-
Min. Illumination	0.03 lux @ F1.3 (Color) <0.005 lux @ F1.3 (B/W) 0 lux with IR illumination on	0.04 lux @ F1.6 (Color) <0.005 lux @ F1.6 (B/W) 0 lux with IR illumination on	0.2 lux @ F1.6 (Color) 0.01 lux @ F1.6 (B/W)
Max. Resolution/ Frame Rate	30 fps @ 2560x1920	60 fps @ 1920x1080	30 fps @ 1920x1080
WDR Technology*	WDR Pro	WDR Pro	WDR Pro
On-board Storage	microSD/SDHC/SDXC card slot	microSD/SDHC/SDXC card slot	microSD/SDHC/SDXC card slot
Video/ Audio/ Network			
Video Compression	Triple-Codec (H.265/H.264/MJPEG)	Triple-Codec (H.265/H.264/MJPEG)	Triple-Codec (H.265/H.264/MJPEG)
Audio	Two-way Audio (Full duplex)	Two-way Audio (Full duplex)	Two-way Audio (Full duplex)
Digital Input/ Output	2/1	2/1	2/1
ONVIF	Profile G/S/T	Profile G/S/T	Profile G/S/T
Solution Integration			
VIVOCLOUD	-	-	-
Security	Secure Boot, Signed Firmware, Trend Micro IoT Security	Secure Boot, Signed Firmware, Trend Micro IoT Security	Secure Boot, Signed Firmware, Trend Micro IoT Security
VCA	Smart Tracking Advanced	Smart Tracking Advanced	Smart Tracking Advanced
General			
Power Input/ Consumption	AC 24V/ DC 48V/ IEEE 802.3 bt PoE Max. 51 W	AC 24V/ DC 48V/ IEEE 802.3 bt PoE Max. 51 W	AC 24V/ DC 24V/ PoE Max. 17 W
Housing	IP66, IK10, NEMA 4X	IP66, IK10, NEMA 4X	-
Dimensions	ø 256 x 336 mm	ø 256 x 336 mm	ø 172 x 157 mm
Operating Temperature	-40°C ~ 60°C (-40°F ~ 140°F)	-40°C ~ 60°C (-40°F ~ 140°F)	-10°C ~ 55°C (14°F ~ 131°F)
NDA Compliance Product	●	●	●

* All specifications are subject to change without notice.



VERSATILE Series

Advanced and feature rich for most applications, great image quality



Available AI Analytics

Add Smart VCA to V-Series cameras with additional license purchase



Vari-Focal Lenses

Motorized adjustable lenses to capture the most details



Wi-Fi Installation

Setup cameras with a smartphone (available on select models only)



Network Cameras

VERSATILE Series



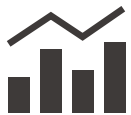
VERSATILE 5MP 87-A-Series Cameras

Comprehensive Security with VIVOTEK 87-A Series



Fully Loaded

5MP VIVOTEK 87-A series of products include 2-way audio, 2x Digital Inputs, and 2x Digital Outputs to ensure maximum alarm capabilities



AI-Powered Video Analytics (w/ license purchase)

VIVOTEK's Smart VCA is a suite of multiple analytics that provide faster and more accurate detection for various scenarios



Smart Motion Detection

With accurate precision to detect human activity only, while also intelligently ignoring background changes in a given scene, VIVOTEK's SMD greatly minimizes the number of false alarms



Significantly Lower Bandwidth via Smart Stream III

Fully compatible with H.264 and H.265, VIVOTEK's Smart Stream III allows reducing bandwidth consumption by up to 90%



Network Cameras

5MP Cameras

Outdoor Dome



Indoor Dome



Bullet



Model	FD9387-HTV-A/EHTV-A	FD9187-HT-A	IB9387-HT-A/EHT-A
Camera Features			
Sensor Type	1/2.7" Progressive CMOS	1/2.7" Progressive CMOS	1/2.7" Progressive CMOS
Lens Type/ Focal Length/ F-number	Motorized/ 2.7 ~ 13.5 mm/ F1.4 ~ F2.8	Motorized/ 2.7 ~ 13.5 mm/ F1.4 ~ F2.8	Motorized/ 2.7 ~ 13.5 mm/ F1.4 ~ F2.8
Field of View	100° ~ 30° (H) 72° ~ 23° (V)	100° ~ 30° (H) 72° ~ 23° (V)	100° ~ 30° (H) 72° ~ 23° (V)
Day/Night	●	●	●
IR Illuminators	50 m, IR LED*4	50 m, IR LED*4	50 m, IR LED*6
Min. Illumination	0.075 lux @ F1.4 (Color) <0.01 lux @ F1.4 (B/W) 0 lux with IR illumination on	0.075 lux @ F1.4 (Color) <0.01 lux @ F1.4 (B/W) 0 lux with IR illumination on	0.075 lux @ F1.4 (Color) <0.01 lux @ F1.4 (B/W) 0 lux with IR illumination on
Max. Resolution/ Frame Rate	30 fps @ 2560x1920 60 fps @ 1920x1080	30 fps @ 2560x1920 60 fps @ 1920x1080	30 fps @ 2560x1920 60 fps @ 1920x1080
WDR Technology*	WDR Pro	WDR Pro	WDR Pro
On-board Storage	microSD/SDHC/SDXC card slot	microSD/SDHC/SDXC card slot	microSD/SDHC/SDXC card slot
Video/ Audio/ Network			
Video Compression	Triple-Codec (H.265/H.264/MJPEG)	Triple-Codec (H.265/H.264/MJPEG)	Triple-Codec (H.265/H.264/MJPEG)
Audio	Two-way Audio (Full duplex)	Two-way Audio (Full duplex)	Two-way Audio (Full duplex)
Digital Input/ Output	2/2	2/2	2/2
ONVIF	Profile G/S	Profile G/S	Profile G/S
Solution Integration			
VIVOCLOUD	-	-	-
Security	Trend Micro IoT Security	Trend Micro IoT Security	Trend Micro IoT Security
VCA	Smart Motion Detection, Smart VCA (optional)	Smart Motion Detection, Smart VCA (optional)	Smart Motion Detection, Smart VCA (optional)
General			
Power Input/ Consumption	AC 24V (optional) /DC 12V /PoE FD9387-HTV-A: Max. 12 W FD9387-EHTV-A: Max. 22 W	AC 24V (optional) /DC 12V /PoE Max. 12 W	AC 24V/ DC 12V/ PoE IB9387-HT-A: Max. 12.95 W IB9387-EHT-A: Max. 25 W
Housing	IP66, IP67, IK10	-	IP66, IP67, IK10 (Metal housing)
Dimensions	ø 155 x 104 mm	ø 139 x 104 mm	118 x 118 x 294 mm
Operating Temperature	-30°C ~ 60°C (-22°F ~ 140°F) (-HTV-A) -50°C ~ 60°C (-58°F ~ 140°F) (-EHTV-A)	-10°C ~ 45°C (14°F ~ 113°F)	-30°C ~ 60°C (-22°F ~ 140°F) (-HT-A) -50°C ~ 60°C (-58°F ~ 140°F) (-EHT-A)
NDA Compliance Product	●	●	●

* All specifications are subject to change without notice.



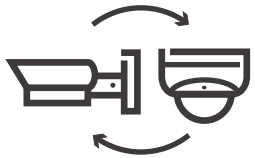
VERSATILE 5MP 89-v2-Series Cameras

Essential Surveillance with VIVOTEK 89-v2 Series



Only the Necessities

5MP VIVOTEK 89-v2 series remove the 2-way audio, digital inputs, and digital outputs for customers looking only for a pure IP surveillance solution



Variety

VIVOTEK 89-v2 series is available in domes (outdoor, indoor), bullets, and turret housings, with both fixed lens and motorized lens options



AI-Powered Video Analytics (w/ license purchase)

VIVOTEK's Smart VCA is a suite of multiple analytics that provide faster and more accurate detection for various scenarios



Smart Motion Detection

With accurate precision to detect human activity only, while also intelligently ignoring background changes in a given scene, VIVOTEK's SMD greatly minimizes the number of false alarms



Network Cameras

5MP Cameras

Outdoor Dome

Indoor Dome

Bullet

Turret



Model	FD9389-EHV-v2	FD9389-EHTV-v2	FD9189-H-v2	FD9189-HT-v2	IB9389-EH-v2	IB9389-EHT-v2	IT9389-H-v2
Camera Features							
Sensor Type	1/2.7" Progressive CMOS	1/2.7" Progressive CMOS	1/2.7" Progressive CMOS	1/2.7" Progressive CMOS	1/2.7" Progressive CMOS	1/2.7" Progressive CMOS	1/2.7" Progressive CMOS
Lens Type/ Focal Length/ F-number	Fixed/ 2.8 mm / F2.0	Motorized/ 2.8 ~ 10mm/ F1.8 ~ F2.74	Fixed/ 2.8 mm / F2.0	Motorized/ 2.8 ~ 10mm/ F1.8 ~ F2.74	Fixed/ 3.6 mm/ F2.0	Motorized/ 2.8 ~ 10mm/ F1.8 ~ F2.74	Fixed/ 2.8 mm/ F2.0
Field of View	103° (H) 76° (V)	95° ~ 41° (H) 69° ~ 31° (V)	103° (H) 76° (V)	95° ~ 41° (H) 69° ~ 31° (V)	76° (H) 56° (V)	95° ~ 41° (H) 69° ~ 31° (V)	103° (H), 76° (V)
Day/Night	•	•	•	•	•	•	•
IR Illuminators	30 m, IR LED*4	30 m, IR LED*4	30 m, IR LED*4	30 m, IR LED*4	30 m, IR LED*4	30 m, IR LED*4	30 m, IR LED*2
Min. Illumination	0.06 lux @ F2.0 (Color) 0.01 lux @ F2.0 (B/W) 0 lux with IR illumination on	0.06 lux @ F1.8 (Color) 0.01 lux @ F1.8 (B/W) 0 lux with IR illumination on	0.06 lux @ F2.0 (Color) 0.01 lux @ F2.0 (B/W) 0 lux with IR illumination on	0.06 lux @ F1.8 (Color) 0.01 lux @ F1.8 (B/W) 0 lux with IR illumination on	0.06 lux @ F2.0 (Color) 0.01 lux @ F2.0 (B/W) 0 lux with IR illumination on	0.06 lux @ F1.8 (Color) 0.01 lux @ F1.8 (B/W) 0 lux with IR illumination on	0.06 lux @ F2.0 (Color) 0.01 lux @ F2.0 (B/W) 0 lux with IR illumination on
Max. Resolution/ Frame Rate	30 fps @ 2560x1920 60 fps @ 1920x1080	30 fps @ 2560x1920 60 fps @ 1920x1080	30 fps @ 2560x1920 60 fps @ 1920x1080	30 fps @ 2560x1920 60 fps @ 1920x1080	30 fps @ 2560x1920 60 fps @ 1920x1080	30 fps @ 2560x1920 60 fps @ 1920x1080	30 fps @ 2560x1920 60 fps @ 1920x1080
WDR Technology*	WDR Pro	WDR Pro	WDR Pro	WDR Pro	WDR Pro	WDR Pro	WDR Pro
On-board Storage	microSD/SDHC/SDXC card slot	microSD/SDHC/SDXC card slot	microSD/SDHC/SDXC card slot	microSD/SDHC/SDXC card slot	microSD/SDHC/SDXC card slot	microSD/SDHC/SDXC card slot	microSD/SDHC/SDXC card slot
Video/ Audio/ Network							
Video Compression	Triple-Codec (H.265/H.264/MJPEG)	Triple-Codec (H.265/H.264/MJPEG)	Triple-Codec (H.265/H.264/MJPEG)	Triple-Codec (H.265/H.264/MJPEG)	Triple-Codec (H.265/H.264/MJPEG)	Triple-Codec (H.265/H.264/MJPEG)	Triple-Codec (H.265/H.264/MJPEG)
Audio	One-way Audio	One-way Audio	One-way Audio	One-way Audio	-	-	One-way Audio
Digital Input/ Output	-	-	-	-	-	-	-
ONVIF	Profile G/S/T	Profile G/S/T	Profile G/S/T	Profile G/S/T	Profile G/S/T	Profile G/S/T	Profile G/S/T
Solution Integration							
VIVOCLOUD	•	•	•	•	•	•	•
Security	Secure Boot, Signed Firmware, Trend Micro IoT Security	Secure Boot, Signed Firmware, Trend Micro IoT Security	Secure Boot, Signed Firmware, Trend Micro IoT Security	Secure Boot, Signed Firmware, Trend Micro IoT Security	Secure Boot, Signed Firmware, Trend Micro IoT Security	Secure Boot, Signed Firmware, Trend Micro IoT Security	Secure Boot, Signed Firmware, Trend Micro IoT Security
VCA	Smart Motion Detection, Smart VCA (optional)	Smart Motion Detection, Smart VCA (optional)	Smart Motion Detection, Smart VCA (optional)	Smart Motion Detection, Smart VCA (optional)	Smart Motion Detection, Smart VCA (optional)	Smart Motion Detection, Smart VCA (optional)	Smart Motion Detection, Smart VCA (optional)
General							
Power Input/ Consumption	PoE/ Max. 8.55 W	PoE/ Max. 12.3 W	PoE/ Max. 6.3 W	PoE/ Max. 9.7 W	PoE/ Max. 11 W	PoE/ Max. 12.95 W	PoE/ Max. 7.4 W
Housing	IP66, IK10	IP66, IK10	-	-	IP66, IK10 (housing)	IP66, IK10 (housing)	IP66, IK08
Dimensions	ø 129 x 94 mm	ø 129 x 94 mm	ø 130 x 95 mm	ø 130 x 95 mm	ø 86 x 300 mm	ø 88 x 308 mm	ø 108 x 79 mm
Operating Temperature	-40°C ~ 60°C (-40°F ~ 140°F)	-40°C ~ 60°C (-40°F ~ 140°F)	-10°C ~ 50°C (14°F ~ 122°F)	-10°C ~ 50°C (14°F ~ 122°F)	-40°C ~ 60°C (-40°F ~ 140°F)	-40°C ~ 60°C (-40°F ~ 140°F)	-20°C ~ 50°C (-4°F ~ 122°F)
NDA Compliance Product	•	•	•	•	•	•	•

* All specifications are subject to change without notice.



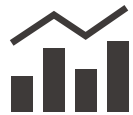
VERSATILE 2MP Cameras

Comprehensive Security with VIVOTEK 67-v2 Series



Easy to Install

2MP VIVOTEK 67-v2 series of products include mounting brackets that work with most standard junction boxes as well as Wi-Fi camera setup via a smartphone.



AI-Powered Video Analytics (w/ license purchase)

VIVOTEK's Smart VCA is a suite of multiple analytics that provide faster and more accurate detection for various scenarios




Smart Motion Detection

With accurate precision to detect human activity only, while also intelligently ignoring background changes in a given scene, VIVOTEK's SMD greatly minimizes the number of false alarms



Wi-Fi Installation

Use your smartphone to connect via Wi-Fi for easy camera setup



Network Cameras

2MP Cameras

Outdoor Dome



Indoor Dome



Bullet



Model	FD9367-EHTV-v2	FD9167-HT-v2	IB9367-EHT-v2
Camera Features			
Sensor Type	1/2.8" progressive CMOS	1/2.8" progressive CMOS	1/2.8" progressive CMOS
Lens Type/ Focal Length/ F-number	Motorized/ 2.7 ~ 13.5 mm/ F1.4 ~ F2.8	Motorized/ 2.7 ~ 13.5 mm/ F1.4 ~ F2.8	Motorized/ 2.7 ~ 13.5 mm/ F1.4 ~ F2.8
Field of View	110° ~ 33° (H) 55° ~ 18° (V)	110° ~ 33° (H) 55° ~ 18° (V)	105° ~ 33° (H) 55° ~ 18° (V)
Day/Night	●	●	●
IR Illuminators	50 m, IR LED*4	50 m, IR LED*4	50 m, IR LED*4
Min. Illumination	0.035 lux @ F1.4 (Color) <0.005 lux @ F1.4 (B/W) 0 Lux with IR illumination on	0.035 lux @ F1.4 (Color) <0.005 lux @ F1.4 (B/W) 0 Lux with IR illumination on	0.035 lux @ F1.4 (Color) <0.005 lux @ F1.4 (B/W) 0 Lux with IR illumination on
Max. Resolution/ Frame Rate	60 fps @ 1920x1080	60 fps @ 1920x1080	60 fps @ 1920x1080
WDR Technology*	WDR Pro	WDR Pro	WDR Pro
On-board Storage	microSD/SDHC/SDXC card slot	microSD/SDHC/SDXC card slot	microSD/SDHC/SDXC card slot
Video/ Audio/ Network			
Video Compression	Triple-Codec (H.265/H.264/MJPEG)	Triple-Codec (H.265/H.264/MJPEG)	Triple-Codec (H.265/H.264/MJPEG)
Audio	Two-way Audio (Full duplex)	Two-way Audio (Full duplex)	Two-way Audio (Full duplex)
Digital Input/ Output	1/1	1/1	1/1
ONVIF	Profile G/S/T	Profile G/S/T	Profile G/S/T
Solution Integration			
VIVOCloud	-	-	-
Security	Secure Boot, Signed Firmware, Trend Micro IoT Security	Secure Boot, Signed Firmware, Trend Micro IoT Security	Secure Boot, Signed Firmware, Trend Micro IoT Security
VCA	Smart Motion Detection, Smart VCA (optional)	Smart Motion Detection, Smart VCA (optional)	Smart Motion Detection, Smart VCA (optional)
General			
Power Input/ Consumption	AC 24V (Optional)/ DC 12V/ PoE Max. 9 W	AC 24V (Optional)/ DC 12V/ PoE Max. 9 W	AC 24V (Optional)/ DC 12V/ PoE Max. 10.77 W
Housing	IP66, IP67, IK10, NEMA 4X	-	IP66, IP67, IK10, NEMA 4X
Dimensions	ø 174 x 123 mm	ø 174 x 123 mm	ø 146 x 288 mm
Operating Temperature	-40°C ~ 60°C (-40°F ~ 140°F)	-10°C ~ 50°C (14°F ~ 122°F)	-40°C ~ 60°C (-40°F ~ 140°F)
NDA Compliance Product	●	●	●

* All specifications are subject to change without notice.

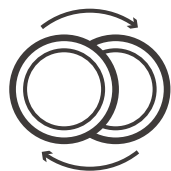
VERSATILE Box Cameras

Customizable, High Resolution Surveillance



High Resolution

5 and 3 Megapixel options to capture highly detailed video



Changeable Lenses

Change lenses as required to capture the most details



SNV

Supreme Night Vision (SNV) for great low light performance

Box Cameras	
5 Megapixel	3 Megapixel



Model	IP9181-H	IP9171-HP
Camera Features		
Sensor Type	1/1.8" Progressive CMOS	1/2.8" Progressive CMOS
Lens Type/ Focal Length/ F-number	Remote Back Focus/ 4.1 ~ 9 mm/ F1.6 ~ F2.4	Remote Back Focus/ 2.8 ~ 8 mm/ F1.2 ~ F1.95
Field of View	90° ~ 46° (H) 68° ~ 35° (V)	114° ~ 51° (H) 84° ~ 39° (V)
Day/Night	●	●
IR Illuminators	-	-
Min. Illumination	0.07 lux @ F1.6 (Color) 0.001 lux @ F1.6 (B/W)	0.01 lux @ F1.2 (Color) 0.001 lux @ F1.2 (B/W)
Max. Resolution/ Frame Rate	30 fps @ 2560x1920 60 fps @ 1920x1080	30 fps @ 2048x1536
WDR Technology*	WDR Pro	WDR Pro
On-board Storage	microSD/SDHC/SDXC card slot	microSD/SDHC/SDXC card slot
Video/ Audio/ Network		
Video Compression	Triple-Codec (H.265/H.264/MJPEG)	Triple-Codec (H.265/H.264/MJPEG)
Audio	Two-way Audio (Full duplex)	Two-way Audio (Full duplex)
Digital Input/ Output	3/1	3/1
ONVIF	Profile G/S	Profile G/S
Solution Integration		
VIVOCloud	●	●
Security	-	-
VCA	-	-
General		
Power Input/ Consumption	AC 24V/ DC 12V/ PoE Max. 9.7 W	AC 24V/ DC 12V/ PoE Max. 8.6 W
Housing	-	-
Dimensions	210 x 70 x 63 mm	210 x 70 x 63 mm
Operating Temperature	-10°C ~ 50°C (14°F ~ 122°F)	-10°C ~ 50°C (14°F ~ 122°F)
NDA Compliance Product	-	-

* All specifications are subject to change without notice.

VERSATILE Specialty Cameras

Specialized Coverage with distinct VIVOTEK Models




180° Panoramic Views

With 2 sensors stitched together, the MS9390-HV panoramic IP camera provides excellent 180° coverage of medium sized areas



Split Type Camera System

VC9101 's split-type camera system can support one camera unit (4MP pinhole or 5MP fisheye) for the ultimate discretion. Great for use in ATMs, vending machines, and more.



8 Megapixel

180° Panoramic



5 Megapixel

Split Type Camera



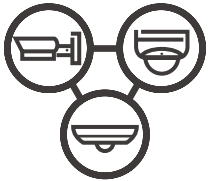
Model	MS9390-HV	VC9101
Camera Features		
Sensor Type	1/2.7" Progressive CMOS	1/2.7" Progressive CMOS
Lens Type/ Focal Length/ F-number	Fixed/ 2.8 mm/ F1.2	Pinhole CU9171-H(F): Fixed/ 3.7mm/ F2.5 Fisheye CU9183-H(F): Fixed/ 1.22mm/ F2.0
Field of View	180° (H) 50° (V)	CU9171-H(F): 93° (H), 48° (V) CU9183-H(F): 180° (H), 180° (V)
Day/Night	●	-
IR Illuminators	20 m	-
Min. Illumination	0.05 lux @ F1.2 (Color) 0.01 lux @ F1.2 (B/W) 0 lux with IR illumination on	CU9171-H(F): 0.045 lux @ F2.5 (Color) CU9183-H(F): 0.035 lux @ F2.0 (Color)
Max. Resolution/ Frame Rate	30 fps @ 4512x1728	CU9171-H(F): 30 fps @ 2688x1520 CU9183-H(F): 30 fps @ 1920x1920
WDR Technology*	WDR Pro	WDR Pro
On-board Storage	microSD/SDHC/SDXC card slot	microSD/SDHC/SDXC card slot
Video/ Audio/ Network		
Video Compression	Triple-Codec (H.265/H.264/MJPEG)	Triple-Codec (H.265/H.264/MJPEG)
Audio	One-way Audio	Two-way Audio (Full duplex)
Digital Input/ Output	-	1/1
ONVIF	Profile G/S/T	Profile G/S/T
Solution Integration		
VIVOCLOUD	-	-
Security	Trend Micro IoT Security	Secure Boot, Signed Firmware, Trend Micro IoT Secure
VCA	Smart Motion Detection, Smart VCA (optional)	Smart Motion Detection, Face Detection
General		
Power Input/ Consumption	PoE/ Max. 15.2 W	DC 12V/ PoE Max. 8.5 W
Housing	IP66, IK10	-
Dimensions	165 x 112 x 97 mm (w/o sunshield) 165 x 119 x 100 mm (w/ sunshield)	105 x 84 x 30 mm
Operating Temperature	-20°C ~ 50°C (-4°F ~ 122°F)	-10°C ~ 50°C (14°F ~ 122°F)
NDA Compliance Product	-	-

* All specifications are subject to change without notice.



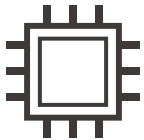
COMPETITIVE Series

Cost effective professional surveillance, good image quality



Large Variety

Many models and resolutions to choose from for all your surveillance needs




Small Yet Powerful

Focused mainly on surveillance only, less extra parts allow for smaller, less intrusive housings



Cost Effective

Lower costs to provide more competitive offerings



Network Cameras

COMPETITIVE Series

COMPETITIVE Standard Cameras

5MP 88/2MP 68 Series

Outdoor Dome

Bullet







Turret



Model	FD9388-HTV	FD9368-HTV	IB9388-HT	IB9368-HT	IT9388-HT
Camera Features					
Sensor Type	1/2.7" Progressive CMOS	1/2.9" Progressive CMOS	1/2.7" Progressive CMOS	1/2.9" Progressive CMOS	1/2.7" Progressive CMOS
Lens Type/ Focal Length/ F-number	Motorized/ 2.8 ~ 12 mm/ F1.4 ~ F2.8	Motorized/ 2.8 ~ 12 mm/ F1.4 ~ F2.8	Motorized/ 2.8 ~ 12 mm/ F1.4 ~ F2.8	Motorized/ 2.8 ~ 12 mm/ F1.4 ~ F2.8	Motorized/ 2.8 ~ 12 mm/ F1.4 ~ F2.8
Field of View	88° ~ 30° (H) 65° ~ 23° (V)	93° ~ 32° (H) 50° ~ 18° (V)	88° ~ 30° (H) 65° ~ 23° (V)	93° ~ 32° (H) 50° ~ 18° (V)	88° ~ 30° (H) 65° ~ 23° (V)
Day/Night	•	•	•	•	•
IR Illuminators	30 m, IR LED*2	30 m, IR LED*2	30 m, IR LED*2	30 m, IR LED*2	30 m, IR LED*2
Min. Illumination	0.035 lux @ F1.4 (Color) <0.005 lux @ F1.4 (B/W) 0 lux with IR illumination on	0.055 lux @ F1.4 (Color) <0.005 lux @ F1.4 (B/W) 0 lux with IR illumination on	0.035 lux @ F1.4 (Color) <0.005 lux @ F1.4 (B/W) 0 lux with IR illumination on	0.055 lux @ F1.4 (Color) <0.005 lux @ F1.4 (B/W) 0 lux with IR illumination on	0.035 lux @ F1.4 (Color) <0.005 lux @ F1.4 (B/W) 0 lux with IR illumination on
Max. Resolution/ Frame Rate	20 fps @ 2560x1920	30 fps @ 1920x1080	20 fps @ 2560x1920	30 fps @ 1920x1080	20 fps @ 2560x1920
WDR Technology*	WDR Pro	WDR Pro	WDR Pro	WDR Pro	WDR Pro
On-board Storage	microSD/SDHC/SDXC card slot	microSD/SDHC/SDXC card slot	microSD/SDHC/SDXC card slot	microSD/SDHC/SDXC card slot	microSD/SDHC/SDXC card slot
Video/ Audio/ Network					
Video Compression	Triple-Codec (H.265/H.264/MJPEG)	Triple-Codec (H.265/H.264/MJPEG)	Triple-Codec (H.265/H.264/MJPEG)	Triple-Codec (H.265/H.264/MJPEG)	Triple-Codec (H.265/H.264/MJPEG)
Audio	One-way Audio	One-way Audio	-	-	One-way Audio
Digital Input/ Output	-	-	-	-	-
ONVIF	Profile G/S/T	Profile G/S/T	Profile G/S/T	Profile G/S/T	Profile G/S/T
Solution Integration					
VIVOCLOUD	•	•	•	•	•
Security	Trend Micro IoT Security	Trend Micro IoT Security	Trend Micro IoT Security	Trend Micro IoT Security	Trend Micro IoT Security
VCA	-	-	-	-	-
General					
Power Input/ Consumption	PoE Max. 12.95 W	PoE Max. 12.95 W	PoE Max. 12.95 W	PoE Max. 12.95 W	PoE Max. 9.8 W
Housing	IP66, IK10	IP66, IK10	IP66, IK10 (housing)	IP66, IK10 (housing)	IP66, IK10 (Housing)
Dimensions	ø 133 x 104 mm	ø 133 x 104 mm	85 x 85 x 214.5 mm	85 x 85 x 214.5 mm	ø 120 x 91 mm
Operating Temperature	-30°C ~ 60°C (-22°F ~ 140°F)	-30°C ~ 60°C (-22°F ~ 140°F)	-30°C ~ 60°C (-22°F ~ 140°F)	-30°C ~ 60°C (-22°F ~ 140°F)	-30°C ~ 60°C (-22°F ~ 140°F)
NDA Compliance Product	•	•	•	•	•






* All specifications are subject to change without notice.

COMPETITIVE Standard Cameras

5MP 80/2MP 60 Series				2MP Mini Dome 66 Series		
	Outdoor Dome	Bullet	Turret		Outdoor Dome	Indoor Dome
						
Model	FD9380-H	IB9380-H	IT9380-H	IT9360-H	FD9366-HV	FD9166-HN
Camera Features						
Sensor Type	1/2.7" Progressive CMOS	1/2.7" Progressive CMOS	1/2.7" Progressive CMOS	1/2.9" Progressive CMOS	1/2.9" Progressive CMOS	1/2.9" Progressive CMOS
Lens Type/ Focal Length/ F-number	Fixed/ 2.8 mm or 3.6 mm / F2.0	Fixed/ 3.6 mm/ F2.0	Fixed/ 2.8 mm or 3.6mm /F2.0	Fixed/ 2.8 mm or 3.6 mm/ F2.0	Fixed/ 2.8 mm/ F1.8 Fixed/ 3.6mm/ F2.0	Fixed/ 2.8 mm/ F1.8 Fixed/ 3.6mm/ F2.0
Field of View	103° (H), 76° (V) [FD9380-H (2.8mm)] 76° (H), 59° (V) [FD9380-H (3.6mm)]	76° (H) 59° (V)	103° (H), 76° (V) [IT9380-H (2.8mm)] 76° (H), 59° (V) [IT9380-H (3.6mm)]	109° (H), 59° (V) [IT9360-H (2.8mm)] 81° (H), 44° (V) [IT9360-H (3.6mm)]	108° (H), 60° (V) [FD9366-HV (2.8mm)] 89° (H), 47° (V) [FD9366-HV (3.6mm)]	109° (H), 59° (V) [FD9166-HN (2.8mm)] 89° (H), 47° (V) [FD9166-HN (3.6mm)]
Day/Night	•	•	•	•	•	•
IR Illuminators	30 m, IR LED*2	30 m, IR LED*2	30 m, IR LED*2	30 m, IR LED*2	20 m, IR LED*2	10 m, IR LED*4
Min. Illumination	0.03 lux @ F2.0 (Color) <0.005 lux @ F2.0 (B/W) 0 lux with IR illumination on	0.03 lux @ F2.0 (Color) <0.005 lux @ F2.0 (B/W) 0 lux with IR illumination on	0.03 lux @ F2.0 (Color) <0.005 lux @ F2.0 (B/W) 0 lux with IR illumination on	0.065 lux @ F2.0 (Color) <0.005 lux @ F2.0 (B/W) 0 lux with IR illumination on	FD9366-HV (2.8mm): 0.13 lux @ F1.8 (Color)/ 0.01 lux @ F1.8 (B/W) 0 lux with IR illumination on FD9366-HV (3.6mm): 0.15 lux @ F2.0 (Color)/ 0.01 lux @ F2.0 (B/W) 0 lux with IR illumination on	FD9166-HN (2.8mm): 0.07 lux @ F1.8 (Color)/ 0.01 lux @ F1.8 (B/W) 0 lux with IR illumination on FD9166-HN (3.6mm): 0.16 lux @ F2.0 (Color)/ 0.01 lux @ F2.0 (B/W) 0 lux with IR illumination on
Max. Resolution/ Frame Rate	20 fps @ 2560x1920	20 fps @ 2560x1920	20 fps @ 2560x1920	30 fps @ 1920x1080	30 fps @ 1920x1080	30 fps @ 1920x1080
WDR Technology*	WDR Pro	WDR Pro	WDR Pro	WDR Pro	WDR Pro	WDR Pro
On-board Storage	microSD/SDHC/SDXC card slot	microSD/SDHC/SDXC card slot	microSD/SDHC/SDXC card slot	microSD/SDHC/SDXC card slot	microSD/SDHC/SDXC card slot	microSD/SDHC/SDXC card slot
Video/ Audio/ Network						
Video Compression	Triple-Codec (H.265/H.264/MJPEG)	Triple-Codec (H.265/H.264/MJPEG)	Triple-Codec (H.265/H.264/MJPEG)	Triple-Codec (H.265/H.264/MJPEG)	Triple-Codec (H.265/H.264/MJPEG)	Triple-Codec (H.265/H.264/MJPEG)
Audio	-	-	One-way Audio	One-way Audio	One-way Audio	One-way Audio
Digital Input/ Output	-	-	-	-	1/1	1/0
ONVIF	Profile G/S/T	Profile G/S/T	Profile G/S/T	Profile G/S/T	Profile G/S/T	Profile G/S/T
Solution Integration						
VIVOCLOUD	•	•	•	•	•	•
Security	Trend Micro IoT Security	Trend Micro IoT Security	Trend Micro IoT Security	Trend Micro IoT Security	Trend Micro IoT Security	Trend Micro IoT Security
VCA	-	-	-	-	-	-
General						
Power Input/ Consumption	PoE/ Max. 6.49 W	PoE/ Max. 6.49 W	PoE/ Max. 6 W	PoE/ Max. 6 W	PoE/ Max. 5.5 W	PoE/ Max. 5.5 W
Housing	IP66, IK10 (housing)	IP66, IK10 (housing)	IP66, IK10 (housing)	IP66, IK10 (housing)	IP66, IP67, IK10, NEMA 4X	-
Dimensions	ø 117 x 90 mm	ø 91 x 177 mm	ø 105 x 83 mm	ø 105 x 83 mm	98 x 54 x 111 mm	ø 90 x 50 mm
Operating Temperature	-30°C ~ 60°C (-22°F ~ 140°F)	-30°C ~ 60°C (-22°F ~ 140°F)	-20°C ~ 60°C (-4°F ~ 140°F)	-20°C ~ 60°C (-4°F ~ 140°F)	-25°C ~ 60°C (-13°F ~ 140°F)	-10°C ~ 55°C (14°F ~ 131°F)
NDA Compliance Product	•	•	•	•	•	•

* All specifications are subject to change without notice.

COMPETITIVE Standard Cameras

	2MP Smart Motion 69 Series		Recessed	360° Fisheye Cameras	
	Outdoor Dome	Bullet	5 Megapixel	5 Megapixel	5 Megapixel
					 NEW
Model	FD9369	IB9369	FD9182-H	FE9380-HV	FE9180-H-v2
Camera Features					
Sensor Type	1/3.1" Progressive CMOS	1/3.1" Progressive CMOS	1/2.7" progressive CMOS	1/2.7" Progressive CMOS	1/2.7" Progressive CMOS
Lens Type/ Focal Length/ F-number	Fixed/ 2.8 mm / F2.0	Fixed/ 2.8 mm/ F2.0 Fixed/ 3.6 mm/ F2.2	Fixed/ 2.8 mm/ F2.0	Fixed/ 1.16 mm/ F2.25	Fixed/ 1.16 mm/ F2.25
Field of View	116° (H) 65° (V)	116° (H), 65° (V) [IB9369 (2.8 mm)] 90° (H), 49° (V) [IB9369 (3.6 mm)]	103° (H) 76° (V)	180° (H) 180° (V)	180° (H) 180° (V)
Day/Night	•	•	•	•	•
IR Illuminators	30 m, IR LED*1	30 m, IR LED*1	-	10 m, IR LED*4	-
Min. Illumination	0.08 lux @ F2.0 (Color) <0.005 lux @ F2.0 (B/W) 0 lux with IR illumination on	IB9369 (2.8 mm): 0.08 lux @ F2.0 (Color)/ <0.005 lux @ F2.0 (B/W) 0 lux with IR illumination on IB9369 (3.6 mm): 0.1 lux @ F2.2 (Color)/ <0.005 lux @ F2.2 (B/W) 0 lux with IR illumination on	0.03 lux @ F2.0 (Color) <0.005 lux @ F2.0 (B/W)	0.05 lux @ F2.25 (Color) <0.005 lux @ F2.25 (B/W) 0 lux with IR illumination on	0.05 lux @ F2.25 (Color) <0.005 lux @ F2.25 (B/W)
Max. Resolution/ Frame Rate	30 fps @ 1920x1080	30 fps @ 1920x1080	20 fps @ 2560x1920	30 fps @ 1920x1920	30 fps @ 1920x1920
WDR Technology*	WDR Enhanced	WDR Enhanced	WDR Pro	WDR Pro	WDR Pro
On-board Storage	microSD/SDHC/SDXC card slot	microSD/SDHC/SDXC card slot	microSD/SDHC/SDXC card slot	microSD/SDHC/SDXC card slot	microSD/SDHC/SDXC card slot
Video/ Audio/ Network					
Video Compression	Triple-Codec (H.265/H.264/MJPEG)	Triple-Codec (H.265/H.264/MJPEG)	Triple-Codec (H.265/H.264/MJPEG)	Triple-Codec (H.265/H.264/MJPEG)	Triple-Codec (H.265/H.264/MJPEG)
Audio	One-way Audio	One-way Audio	One-way Audio	One-way Audio	One-way Audio
Digital Input/ Output	1/1	1/0	-	-	-
ONVIF	Profile G/S/T	Profile G/S/T	Profile G/S/T	Profile G/S/T	Profile G/S/T
Solution Integration					
VIVOCLOUD	-	-	•	•	-
Security	-	-	Trend Micro IoT Security	Trend Micro IoT Security	Trend Micro IoT Security
VCA	Smart Motion Detection	Smart Motion Detection	-	-	-
General					
Power Input/ Consumption	PoE: Max. 6.5 W DC 12V: Max. 5.1 W	PoE: Max. 6.5 W DC 12V: Max. 5.1 W	PoE/ Max. 3.6 W	PoE/ Max. 12 W	PoE/ Max. 3.8 W
Housing	IP66, IK10 (housing)	IP66, IK10 (housing)	-	IP66, IK10	-
Dimensions	ø 110 x 85 mm	ø 91 x 182 mm	ø 82 x 122 mm	ø 150 x 68 mm	ø 94 x 39 mm
Operating Temperature	-30°C ~ 55°C (-22°F ~ 131°F)	-30°C ~ 55°C (-22°F ~ 131°F)	-10°C ~ 50°C (14°F ~ 140°F)	-30°C ~ 60°C (-22°F ~ 140°F)	-10°C ~ 50°C (14°F ~ 122°F)
NDA Compliance Product	•	•	•	•	•

COMPETITIVE Panoramic Cameras

180° Panoramic Cameras

5 Megapixel

2 Megapixel



Model	CC9380-HV	CC9381-HV	CC9160-H	CC9160-H(HS)
Camera Features				
Sensor Type	1/2.7" Progressive CMOS	1/2.7" Progressive CMOS	1/2.8" Progressive CMOS	1/2.8" Progressive CMOS
Lens Type/ Focal Length/ F-number	Fixed/ 1.45 mm/ F2.2	Fixed / 1.45 mm/ F2.2	Fixed/ 1.66 mm/ F1.95	Fixed/ 1.66 mm/ F1.95
Field of View	180° (H) 120° (V)	180° (H) 120° (V)	180° (H) 100° (V)	180° (H) 100° (V)
Day/Night	•	•	-	-
IR Illuminators	-	15 m	-	-
Min. Illumination	0.11 lux @ F2.2 (Color) 0.01 lux @ F2.2 (B/W)	0.11 lux @ F2.2 (Color) 0.01 lux @ F2.2 (B/W) 0 lux with IR illumination on	0.03 lux @ F1.95 (Color)	0.03 lux @ F1.95 (Color)
Max. Resolution/ Frame Rate	20 fps @ 2560x1920 (WDR on) 30 fps @ 2560x1920 (WDR off)	20 fps @ 2560x1920 (WDR on) 30 fps @ 2560x1920 (WDR off)	30 fps @ 1920x1920	30 fps @ 1920x1920
WDR Technology*	WDR Pro	WDR Pro	WDR Pro	WDR Pro
On-board Storage	microSD/SDHC/SDXC card slot	microSD/SDHC/SDXC card slot	microSD/SDHC/SDXC card slot	microSD/SDHC/SDXC card slot
Video/ Audio/ Network				
Video Compression	Triple-Codec (H.265/H.264/MJPEG)	Triple-Codec (H.265/H.264/MJPEG)	Triple-Codec (H.265/H.264/MJPEG)	Triple-Codec (H.265/H.264/MJPEG)
Audio	One-way Audio	One-way Audio	One-way Audio	-
Digital Input/ Output	-	-	-	-
ONVIF	Profile G/S/T	Profile G/S/T	Profile G/S/T	Profile G/S/T
Solution Integration				
VIVOCLOUD	•	•	•	•
Security	Trend Micro IoT Security	Trend Micro IoT Security	Trend Micro IoT Security	Trend Micro IoT Security
VCA	-	-	-	-
General				
Power Input/ Consumption	PoE/ Max. 5 W	PoE/ Max. 9.1 W	PoE/ Max. 5 W	PoE/ Max. 5 W
Housing	IP66, IK10	IP66, IK10	-	-
Dimensions	115 x 65 x 59 mm	160 x 72 x 60 mm (Dome to rear panel) 39 mm (Flat to rear panel)	147 x 61 x 41 mm (with bracket)	866 x 49 x 28 mm
Operating Temperature	-30°C ~ 50°C (-22°F ~ 122°F)	-30°C ~ 50°C (-22°F ~ 122°F)	-10°C ~ 45°C (14°F ~ 113°F)	-10°C ~ 45°C (14°F ~ 113°F)
NDA Compliance Product	•	•	•	•

* All specifications are subject to change without notice.

Application Specific Solutions

Network Surveillance Products Designed for Distinct User Scenarios

Transportation

Trusted and Reliable Solutions for Onboard Rolling Stock

LPC/LPR

License Plate Capture & Recognition Cameras

INSIGHT

AIoT Surveillance Solutions Driven by OSSA

Thermal

Infrared Thermal Imaging

Correctional

Corner Domes for Correctional Facilities

Counting

People Counting Solutions for Retail & Transportation

Facial Recognition

Hands Free Solution for Access Control

Network Audio

Audio for Security


Media Converters

Effortless Solutions for Converting Media



We Get The Picture





Transportation Cameras

Trusted and Reliable Solutions for Onboard Rolling Stock



Reliable and Rugged Design

Cameras are built and tested to endure harsh operating conditions including extreme temperatures, mechanical impacts and vibrations, featuring streamlined rugged metal housings with high IP and IK ratings to ensure maximum reliability for security monitoring in any environment.



Industry Standards and Certifications

Designed for transportation applications, VIVOTEK's transportation cameras are compliant with the strictest norms and regulations required by international law and transportation authorities.



AI-Powered Video Analytics

VIVOTEK's dedicated analytics for transportation cameras provide fast and accurate detection of various on-board scenarios.



Transportation Cameras

5 Megapixel

2 Megapixel

12 Megapixel

S
SERIES



S
SERIES



NEW

V
SERIES



V
SERIES



S
SERIES



NEW

Model	MD9582-H	MD9584-H	MD9560-H	MD9560-DH	FE9391-EV-v2-M12
Camera Features					
Sensor Type	1/2.7" Progressive CMOS	1/2.7" Progressive CMOS	1/2.9" Progressive CMOS	1/2.9" Progressive CMOS	1/2.3" Progressive CMOS in 4056x3040
Lens Type/ Focal Length/ F-number	Fixed/ 2.8 mm / F1.8 Fixed/ 3.6 mm / F2.0	Fixed/ 3.6 mm/ F2.0 Fixed/ 6 mm/ F2.0	Fixed/ 2.8 mm / F1.8 Fixed/ 3.6 mm / F2.0	Fixed/ 2.8 mm/ F1.8	Fixed/ 1.18 mm/ F2.18
Field of View	102° (H), 76° (V) [MD9582-H (2.8 mm)] 83° (H), 61° (V) [MD9582-H (3.6 mm)]	83° (H), 61° (V) [MD9584-H (3.6 mm)] 50° (H), 37° (V) [MD9584-H (6 mm)]	108° (H), 60° (V) [MD9560-H (2.8 mm)] 89° (H), 47° (V) [MD9560-H (3.6 mm)]	108° (H) 60° (V)	180° (H) 180° (V)
Day/Night	•	•	•	•	•
IR Illuminators	20 m, IR LED*2	50 m, IR LED*4	20 m, IR LED*2	20 m, IR LED*2	5 m, 940 nm, IR LED*4
Min. Illumination	MD9582-H (2.8 mm): 0.09 lux @ F1.8 (Color) 0.01 lux @ F1.8 (B/W) 0 lux with IR illumination on MD9582-H (3.6 mm) 0.1 lux @ F2.0 (Color) 0.01 lux @ F2.0 (B/W) 0 lux with IR illumination on	MD9584-H (3.6 mm) 0.1 lux @ F2.0 (Color) 0.01 lux @ F2.0 (B/W) 0 lux with IR illumination on MD9584-H (6 mm) 0.1 lux @ F2.0 (Color) 0.01 lux @ F2.0 (B/W) 0 lux with IR illumination on	MD9560-H (2.8 mm): 0.13 lux @ F1.8 (Color) 0.01 lux @ F1.8 (B/W) 0.01 lux @ F1.8 (B/W) 0 lux with IR illumination on MD9560-H (3.6 mm): 0.16 lux @ F2.0 (Color) 0.01 lux @ F2.0 (B/W) 0 lux with IR illumination on	0.13 lux @ F1.8 (Color) 0.01 lux @ F1.8 (B/W) 0 lux with IR illumination on	0.1 lux @ F2.18 (Color) <0.005 lux @ F2.18 (B/W) 0 lux with IR illumination on
Max. Resolution/ Frame Rate	30 fps @ 2560x1920 60 fps @ 1920x1080	30 fps @ 2560x1920 60 fps @ 1920x1080	30 fps @ 1920x1080	30 fps @ 1920x1080	30 fps @ 2816x2816
WDR Technology*	WDR Pro	WDR Pro	WDR Pro	WDR Pro	WDR Pro
On-board Storage	microSD/SDHC/SDXC card slot	microSD/SDHC/SDXC card slot	microSD/SDHC/SDXC card slot	microSD/SDHC/SDXC card slot	microSD/SDHC/SDXC card slot
Video/ Audio/ Network					
Video Compression	Triple-Codec (H.265/H.264/MJPEG)	Triple-Codec (H.265/H.264/MJPEG)	Triple-Codec (H.265/H.264/MJPEG)	Triple-Codec (H.265/H.264/MJPEG)	Triple-Codec (H.265/H.264/MJPEG)
Audio	One-way Audio	Two-way Audio (Full duplex)	One-way Audio	One-way Audio	Two-way Audio (Full duplex)
Digital Input/ Output	1/1	1/1	1/1	1/1	1/1 (optional)
ONVIF	Profile G/S/T	Profile G/S/T	Profile G/S/T	Profile G/S/T	Profile G/S/T
Solution Integration					
VIVOCLOUD	-	-	•	•	-
Security	Trend Micro IoT Security	Trend Micro IoT Security	Trend Micro IoT Security	Trend Micro IoT Security	Trend Micro IoT Security
VCA	Smart Motion Detection, Smart VCA (optional)	Smart Motion Detection, Smart VCA (optional)	-	-	Smart Motion Detection, Smart VCA (optional)
General					
Power Input/ Consumption	PoE Max. 6 W	PoE (M12 connector, for Camera System)/ DC 24V (for Heater) Max. 10.26 W Heater: 24 W	PoE Max. 5.5 W	DC 7.5 ~ 48V Max. 5.5 W	DC 12V /PoE (M12 connector) Max. 18 W
Housing	IP66, IP67, IK10, NEMA 4X	IP66, IP67, IK10+, NEMA 4X	IP66, IP67, IK10, NEMA 4X	IP66, IP67, IK10, NEMA 4X	IP66, IP67, IK10, NEMA 4X
Dimensions	98 x 110 x 54 mm	175 x 122 x 59 mm	98 x 110 x 54 mm	98 x 110 x 54 mm	ø 160 x 62 mm
Operating Temperature	-40°C ~ 70°C (-40°F ~ 158°F)	-40°C ~ 70°C (-40°F ~ 158°F)	-25°C ~ 60°C (-13°F ~ 140°F)	-25°C ~ 60°C (-13°F ~ 140°F)	-40°C ~ 70°C (-40°F ~ 158°F)
NDAA Compliance Product	•	•	•	•	•

* All specifications are subject to change without notice.



LPC Cameras

From High Levels of Glare to the Darkest Hours of the Night

155 MPH

Capture Vehicle Speeds up to 155MPH (250 km/h)

VIVOTEK's Freeway LPC camera adopts a 3-Megapixel global shutter sensor combined with built-in corresponding 24W pulse mode IR LEDs to provide clear license plate images for reliable recognition in high-speed traffic applications




Single Camera Coverage of Both Scene Overview & LPC View

VIVOTEK's 2-Megapixel resolution kit provides not only sufficient PPF for license plate capture, but also a clear overview of moving vehicles, including car color, brand and make, for general traffic surveillance purposes



Supreme Anti-Glare Capability

Capturing images at night is a challenging issue for any surveillance application, but for LPC applications the challenge is even greater due to noise and glare caused by car headlights



Scene Overview



License Plate Recognition View

License Plate Capture Cameras

3 Megapixel

2 Megapixel



Model	IP9172-LPC (Freeway)	IP9165-LPC-v2	IP9165-LPC-v2 Kit
Camera Features			
Sensor Type	1/1.8" Global Shutter CMOS	1/2" Progressive CMOS	1/2" Progressive CMOS
Lens Type/ Focal Length/ F-number	Remote Focus CS-mount/ 12 ~ 40 mm/ F1.8 ~ F2.3	IP9165-LPC-v2 (9 ~ 50 mm): i-CS/ 9 ~ 50 mm/ F1.5 ~ F1.6 IP9165-LPC-v2 (12 ~ 40 mm): Remote Back Focus/ 12 ~ 40 mm/ F1.8 ~ F2.3	IP9165-LPC-v2 (9 ~ 50 mm): i-CS/ 9 ~ 50 mm/ F1.5 ~ F1.6 IP9165-LPC-v2 (12 ~ 40 mm): Remote Back Focus/ 12 ~ 40 mm/ F1.8 ~ F2.3
Field of View	35.8° ~ 12.3° (H) 26.3° ~ 9.8° (V)	IP9165-LPC-v2 (9 ~ 50 mm): 42.8° ~ 8.3° (H), 24.3° ~ 4.7° (V) IP9165-LPC-v2 (12 ~ 40 mm): 34.2° ~ 11.6° (H), 18.7° ~ 6.6° (V)	IP9165-LPC-v2 (9 ~ 50 mm): 42.8° ~ 8.3° (H), 24.3° ~ 4.7° (V) IP9165-LPC-v2 (12 ~ 40 mm): 34.2° ~ 11.6° (H), 18.7° ~ 6.6° (V)
Day/Night	●	●	●
IR Illuminators	External IR Illuminator (CF24I8-2040)	-	External IR Illuminator (CA80I8-2040/AI-109)
Min. Illumination	IR Threshold: 300 lux @ IR On / 600 lux @ IR Off RS485 configurable	IP9165-LPC-v2 (9 ~ 50 mm): 0.01 lux @ F1.5 (Color) IP9165-LPC-v2 (12 ~ 40 mm): 0.08 lux @ F1.8 (Color)	IR Threshold: 300 lux @ IR On / 600 lux @ IR Off RS485 configurable
Max. Resolution/ Frame Rate	55 fps @ 2048x1536, AEB off 60 fps @ 1920x1080, AEB off 30 fps @ 1920x1080, AEB on	60 fps @ 1920x1080	60 fps @ 1920x1080
WDR Technology*	-	WDR Pro II	WDR Pro II
On-board Storage	microSD/SDHC/SDXC card slot	microSD/SDHC/SDXC card slot	microSD/SDHC/SDXC card slot
Video/ Audio/ Network			
Video Compression	Triple-Codec (H.265/H.264/MJPEG)	Triple-Codec (H.265/H.264/MJPEG)	Triple-Codec (H.265/H.264/MJPEG)
Audio	Two-way Audio (Full duplex)	Two-way Audio (Full duplex)	Two-way Audio (Full duplex)
Digital Input/ Output	2/1	2/2	2/2
ONVIF	Profile G/S/T	Profile G/S/T	Profile G/S/T
Solution Integration			
VIVOCLOUD	●	●	●
Security	Trend Micro IoT Security	Secure Boot, Signed Firmware, Trend Micro IoT Security	Secure Boot, Signed Firmware, Trend Micro IoT Security
VCA	-	Smart Motion Detection, Smart VCA	Smart Motion Detection, Smart VCA
General			
Power Input/ Consumption	AC 24V DC 24V/ -20°C ~ 60°C (-4°F ~ 140°F): Max. 60 W, Suggested Power: AC 24V or DC 24V/ 3A -40°C ~ 60°C (-40°F ~ 140°F): Max. 100 W, Suggested Power: AC 24V or DC 24V/ 5A	AC 24V/ DC 12V/ PoE Max. 9 W (DC 12V) Max. 18 W (AC 24V) Max. 9.06 W (PoE)	AC 24V / DC24V Highway Kit (CA80I8-2040): Max. 110 W, Suggested Power: AC 24V or DC 24V/ 5A Street Kit: Max. 78 W, Suggested Power: AC 24V or DC 24V/ 3.5A
Housing	IP68, IK10	-	IP68, IK10
Dimensions	503 x 170 x 400 mm	255 x 70 x 64 mm (9 ~ 50 mm) 203 x 70 x 61 mm (12 ~ 40 mm)	Highway Kit: 503 x 170 x 400 mm Street Kit: 503 x 170 x 365 mm
Operating Temperature	-20°C ~ 60°C (-4°F ~ 140°F) -40°C ~ 60°C (-40°F ~ 140°F), with cold start heater	-10°C ~ 60°C (14°F ~ 140°F)	-20°C ~ 60°C (-4°F ~ 140°F) -40°C ~ 60°C (-40°F ~ 140°F), with optional cold start heater
NDA Compliance Product	-	●	●
Max. Speed	155MPH (250 km/hr)	Highway:110MPH (180 km/hr) Street: 60MPH (90 km/hr)	Highway:110MPH (180 km/hr) Street: 60MPH (90 km/hr)

* All specifications are subject to change without notice.



LPR Cameras

VIVOTEK Developed Solutions for Capturing License Plate Images in LPR Applications




Edge LPR Solution for Stop & Go Applications

VIVOTEK Edge LPR solutions can identify license plates from over 70 countries and states simultaneously. With Wiegand converter and access control system integration, VIVOTEK Edge LPR solutions can use license plates to allow entry, ideal for parking access control and Stop & Go toll systems



Edge LPR Solution for Urban Applications

An ideal option for city surveillance, residential communities, and expressway toll-management applications, the urban/street application Edge LPR solution has all the best features of the Stop & Go application, but can also capture clear license plate images from vehicles moving at speeds up to 60MPH (90km/hr). Additionally, this solution can simultaneously combine LPR data and a snapshot from a linked camera, providing precise, reliable, and authoritative data as evidence



Vehicle Access Control



Stop & Go Toll Collection

License Plate Recognition Cameras

2 Megapixel

5 Megapixel



NEW



Model	IP9165-LPR-v2 Kit (Street)	IB9365-LPR (-W)	IB9387-LPR (-W)
Camera Features			
Sensor Type	1/2" Progressive CMOS		1/2.7" Progressive CMOS
Lens Type/ Focal Length/ F-number	IP9165-LPR-v2 (9 ~ 50 mm): i-CS* 9 ~ 50 mm/ F1.5 ~ F1.6 IB9165-LPR-v2 (12 ~ 40 mm): Manual Focus/ 12 ~ 40 mm/ F1.8 ~ F2.3	IB9365-LPR/LPR-W: Motorized/ 12 ~ 40 mm/ F1.8 IB9365-LPR-W: Motorized/ 4 ~ 9 mm/ F1.3	Motorized/ 2.7 ~ 13.5 mm/ F1.4 ~ F2.8
Field of View	IP9165-LPR-v2 (9 ~ 50 mm): 42.8° ~ 8.3° (H), 24.3° ~ 4.7° (V) IP9165-LPR-v2 (12 ~ 40 mm): 34.2° ~ 11.6° (H), 18.7° ~ 6.6° (V)	IB9365-LPR/LPR-W(12 ~ 40 mm): 35° ~ 12° (H) 19° ~ 7° (V) IB9365-LPR-W(4 ~ 9 mm): 100° ~ 46° (H) 52° ~ 26° (V)	100° ~ 30° (H) 72° ~ 23° (V)
Day/Night	●	●	●
IR Illuminators	Snap-in IR Illuminator (AI-109)	100 m, IR LED*5 6100K White LED*2	50 m, IR LED*6 6100K White LED*2
Min. Illumination	IR Threshold: 300 lux @ IR On 600 lux @ IR Off RS485 configurable	0.06 lux @ F1.8 (Color), 50IRE 0.03 lux @ F1.8 (Color), 30IRE <0.01 lux @ F1.8 (B/W)	0.06 lux @ F1.4 (Color) <0.01 lux @ F1.4 (B/W)
Max. Resolution/ Frame Rate	60 fps @ 1920x1080	60 fps @ 1920x1080	30 fps @ 2560x1920 60 fps @ 1920x1080
WDR Technology*	WDR Pro II	WDR Pro II	WDR Pro
On-board Storage	microSD/SDHC/SDXC card slot	microSD/SDHC/SDXC card slot	microSD/SDHC/SDXC card slot Build in 16GB micro SD Card for LPR images
Video/ Audio/ Network			
Video Compression	Triple-Codec (H.265/H.264/MJPEG)	Triple-Codec (H.265/H.264/MJPEG)	Triple-Codec (H.265/H.264/MJPEG)
Audio	Two-way Audio (Full duplex)	Two-way Audio (Full duplex)	Two-way Audio (Full duplex)
Digital Input/ Output	2/2	2/2	1/1
ONVIF	Profile G/S/T	Profile G/S	Profile G/S
Solution Integration			
VIVOCLOUD	-	-	-
Security	Trend Micro IoT Security	Trend Micro IoT Security	Trend Micro IoT Security
VCA	-	-	-
General			
Power Input/ Consumption	AC 24V/ DC24V/ Max. 110 W	AC 24V/ DC 12V/ PoE Max. 11.9 W	AC 24V (optional)/ DC 12V/ PoE Max. 12 W
Housing	IP68, IK10	IP66, IP67, IK10 (Metal housing), NEMA 4X	IP66, IP67, IK10 (Metal housing)
Dimensions	503 x 170 x 365 mm	ø 121 x 121 x 444 mm (w/ junction box)	ø 118 x 118 x 294 mm
Operating Temperature	-20°C ~ 60°C (-4°F ~ 140°F) -40°C ~ 60°C (-40°F ~ 140°F), with optional cold start heater	-30°C ~ 60°C (-22°F ~ 140°F)	-30°C ~ 60°C (-22°F ~ 140°F)
NDA Compliance Product	●	-	-
Max. Speed	Up to 60MPH (90 km/hr)	Stop & Go	Stop & Go

* i-CS: Intelligent CS-mount lenses can be used for add-on value functions, ex. remote zoom focus control, distortion correction, shading correction, etc.

*Available only in certain countries/regions, please contact VIVOTEK. Extra conditions may apply



INSIGHT Series

Empowering AI on Surveillance Systems

VIVOTEK's INSIGHT series provides solutions driven by domain experts by leveraging OSSA®, which allows apps to be easily created, maintained, and updated for the security industry. Working closely with developers, the INSIGHT series represents the future of implementing an open platform into physical surveillance products, enabling system integrators, software developers and users to enable security cameras to deliver actionable insights.

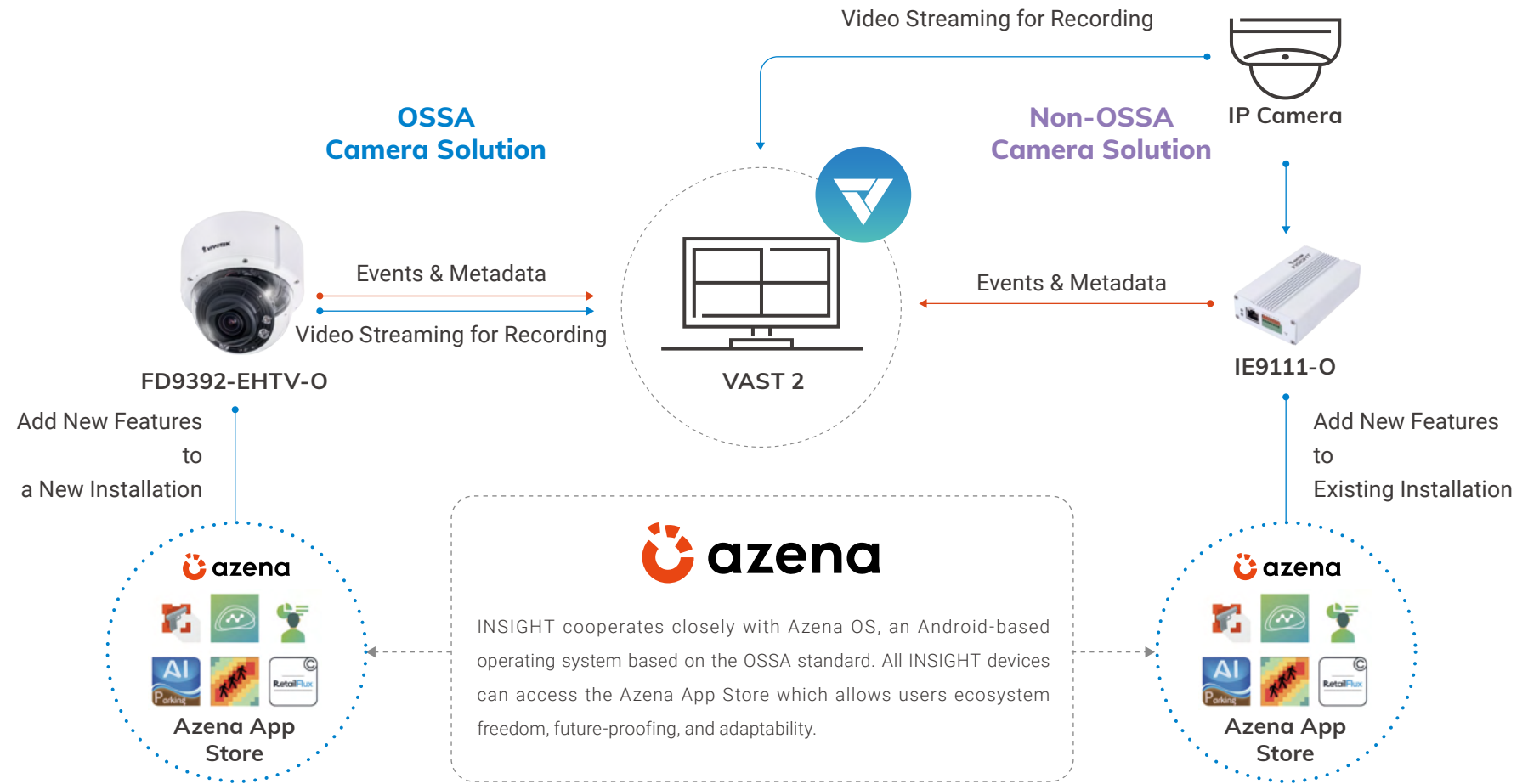
Driven by OSSA

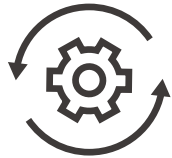

INSIGHT products use the Technology Stack for video security devices as set forth by the Open Security & Safety Alliance. OSSA®, founded by VIVOTEK and 4 other leading companies in the IP surveillance industry, is a collaboration initiative created for providing standards and specifications for common components including operating system, IoT infrastructure, collective approach for data security and privacy, and a drive for improved levels of performance for security and safety solutions.



INSIGHT

Upgrade your Network Cameras to AIoT Devices





Common Operating System

INSIGHT products all run Azena's Android based OS, providing apps that have been tailored by domain experts



App Store

One place to find just the app you need and install within minutes. Apps to help retailers improve store layout. Apps to improve traffic flow. Apps to streamline airport crowd flow and many more.



How it Works


Available free trial of all apps. Quickly and simply install the apps you need on any INSIGHT product, even running multiple apps in parallel



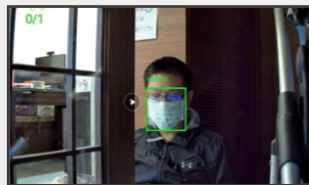
Secure

It starts from the ground up with an OS that has community collaboration on updates, penetration tests, and application scans for malicious software as well as legal screenings of developer companies.


Applications



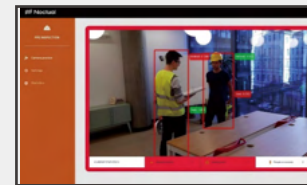
Parking Management
by DeepSolutions



Face Mask Detection
by SenseTime International (Taiwan)



Retail (Counting / Heatmap)
by Link Retail



PPE Inspection
by Noctuai



Gun Detection
by Noema

INSIGHT AI-Boxes




Model	IE9111-O	IE9111-O (M12)
Short Highlight	Driven by OSSA, Azena OS, Edge AI, VCA	Driven by OSSA, Azena OS, Edge AI, VCA, M12 Connector, EN50155
Decoding	H.264/H.265: 60 fps @ 3840 x 2160 (4K)	H.264/H.265: 60 fps @ 3840 x 2160 (4K)
Channel	1-CH Video Source / 4-CH RTSP Streaming	1-CH Video Source / 4-CH RTSP Streaming
AI Engine	Qualcomm® Neural Processing SDK, ONNX, Android NN, Caffe, 2.1 TOPS @ 1w, Caffe2, Tensorflow	Qualcomm® Neural Processing SDK, ONNX, Android NN, Caffe, 2.1 TOPS @ 1w, Caffe2, Tensorflow
VCA	Supported by Azena APPs	Supported by Azena APPs
Embedded App	INSIGHT Event Adapter	INSIGHT Event Adapter
Interface	RJ-45	M12 (D-code 4 pin)
Networking	10/100/1000 Mbps Ethernet	10/100 Mbps Ethernet
Power Input	IEEE 802.3af Class3 PoE	IEEE 802.3af Class3 PoE
Power Consumption	Max. 12 W	Max. 12 W
Digital Input /Output	2 / 2	2 / 2
Dimensions	123 x 74 x 30 mm	123 x 74 x 30 mm
Weight	230g	230g
Operating Temperature	-25°C ~ 55 °C (-13°F ~ 131°F)	-25°C ~ 55 °C (-13°F ~ 131°F)
NDAA Compliance Product	●	●

INSIGHT AI-Cameras



Model	FD9392-EHTV-O	FE9392-HV-O
Camera Features		
Sensor Type	1/1.8" Progressive CMOS	1/2.3" Progressive CMOS
Lens Type/ Focal Length/ F-number	Motorized/ 3.9 ~ 10 mm / F1.5 ~ F2.7	Fixed / 1.18 mm / F2.2
Field of View	119° ~ 45° (H) 63° ~ 25° (V)	180° (H) 180° (V)
Day/Night	●	●
IR Illuminators	50 m, IR LED*5	15 m, IR LED*4
Min. Illumination	0.28 lux @ F1.5 (Color) 0.005 lux @ F1.5 (B/W) 0 lux with IR illumination on	TBD
Max. Resolution/ Frame Rate	30 fps @ 3840x2160	30 fps @ 2816x2816
WDR Technology*	WDR Pro	WDR Pro
On-board Storage	microSD/SDHC/SDXC card slot	microSD/SDHC/SDXC card slot
Video/ Audio/ Network		
Video Compression	Dual-Codec (H.265/H.264)	Dual-Codec (H.265/H.264)
Audio	-	Two-way Audio (Full duplex)
Digital Input/ Output	1/1	1/1
ONVIF	Supports Device Discovery	Supports Device Discovery
Solution Integration		
VIVOCLOUD	-	-
Security	Secure boot	Secure boot
VCA	Supported by Azena APPs	Supported by Azena APPs
General		
Power Input/ consumption	AC 24V/ DC 12V/ PoE Max. 25 W	DC 12V/ PoE Max. TBD
Housing	IP66, IP67, IK10, NEMA 4X	IP66, IK10, NEMA 4X
Dimensions	ø 155 x 138 mm	ø 150 x 68 mm
Operating Temperature	-50°C ~ 60°C (-58°F ~ 140°F)	-25°C ~ 50°C (-13°F ~ 122°F)
NDAA Compliance Product	-	●

* All specifications are subject to change without notice.



Thermal Bullet Cameras

Infrared Thermal Imaging



Long Distance Monitoring

VIVOTEK thermal cameras offer different lens options to allow users to easily adapt to different detection scenarios




Robust Design for Outdoor Environments

Cameras are IP66/IP67 rated and equipped with NEMA 4X housings. The unique lens guard design provides extra protection from tampering and objects.




Video Analytics for Perimeter Protection

VIVOTEK thermal cameras, with video analytic features such as line crossing and field detection, make perimeter protection both simple and efficient.



Normal Camera

Thermal Camera




Thermal Camera

Thermal Bullet Cameras



Model	TB9330-E	TB9331-E
Camera Features		
Sensor Type	Uncooled Vox Infrared Detector	Uncooled Vox Infrared Detector
Lens Type/ Focal Length/ F-number	Fixed Thermal Lens/ 8.8 mm, 19 mm, 35 mm, 50 mm/ F1.0	Fixed Thermal Lens/ 8.8 mm, 19 mm, 35 mm, 50 mm/ F1.0
Field of View	38.3° (H), 26.1° (V) [TB9330-E (8.8mm)] 18.3° (H), 12.3° (V) [TB9330-E (19mm)] 10° (H), 6.7° (V) [TB9330-E (35mm)] 7° (H), 4.7° (V) [TB9330-E (50mm)]	69.6° (H), 49.7° (V) [TB9331-E (8.8mm)] 35.7° (H), 24.2° (V) [TB9331-E (19mm)] 19.8° (H), 13.3° (V) [TB9331-E (35mm)] 14° (H), 9.3° (V) [TB9331-E (50mm)]
Day/Night	-	-
IR Illuminators	-	-
Min. Illumination	-	-
Max. Resolution/ Frame Rate	30 fps @ 384x256	30 fps @ 720x480
WDR Technology*	-	-
On-board Storage	MicroSD/SDHC/SDXC card slot	MicroSD/SDHC/SDXC card slot
Video/ Audio/ Network		
Video Compression	Triple-Codec (H.265/H.264/MJPEG)	Triple-Codec (H.265/H.264/MJPEG)
Audio	Two-way Audio (Full duplex)	Two-way Audio (Full duplex)
Digital Input/ Output	1/1	1/1
ONVIF	Profile G/S	Profile G/S
Solution Integration		
VIVOCloud	●	●
Security	Trend Micro IoT Security	Trend Micro IoT Security
VCA	-	-
General		
Power Input/ Consumption	AC 24V/ DC 12V/ PoE Max. 12.5 W	AC 24V/ DC 12V/ PoE Max. 14 W
Housing	IP66, IP67, IK10, NEMA 4X	IP66, IP67, IK10, NEMA 4X
Dimensions	w/ junction box: 121 x 121 x 472 mm (8.8mm) 121 x 121 x 453 mm (19mm) 121 x 121 x 456 mm (35/50mm)	w/ junction box: 121 x 121 x 472 mm (8.8mm) 121 x 121 x 453 mm (19mm) 121 x 121 x 456 mm (35/50mm)
Operating Temperature	-50°C ~ 60°C (-58°F ~ 140°F)	-30°C ~ 60°C (-22°F ~ 140°F)
NDA Compliance Product	-	-

* All specifications are subject to change without notice.



Correctional Facilities

Corner Dome Cameras



Designed for Correctional Institutions

Specifically made for prisons, jails, and mental institutions.




Anti-Ligature

Designed in a way to protect inmates from hanging, suicide, and other methods of self inflicted harm.



Application Solutions

Inner View



Corner Dome Cameras

5 Megapixel



NEW




NEW

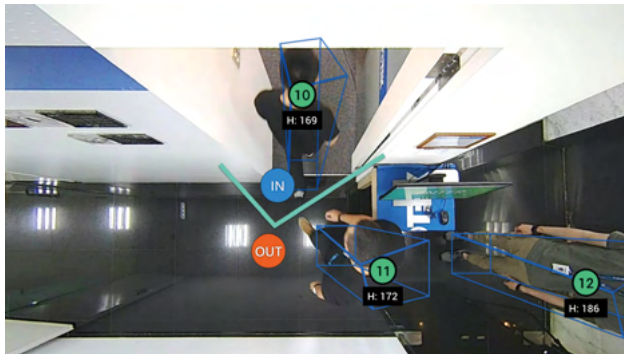


Model	CD9381-HNTV	CD9381-HNVF2
Camera Features		
Sensor Type	1/2.7" Progressive CMOS	1/2.7" Progressive CMOS
Lens Type/ Focal Length/ F-number	Motorized/ 2.8 ~ 8 mm/ F1.8 ~ F2.78	Fixed/ 2.4 mm/ F2.1
Field of View	95° ~ 41° (H) 69° ~ 31° (V)	124° (H) 92° (V)
Day/Night	●	●
IR Illuminators	10 m, IR LED*2	10 m, IR LED*2
Min. Illumination	0.085 lux @ F2.1(Color) <0.005 lux, @ F2.1(B/W) 0 lux with IR illumination on	0.07 lux @ F2.1(Color) <0.005 lux, @ F2.1(B/W) 0 lux with IR illumination on
Max. Resolution/ Frame Rate	30 fps @ 2560x1920 60 fps @ 1920x1080	30 fps @ 2560x1920 60 fps @ 1920x1080
WDR Technology*	WDR Pro	WDR Pro
On-board Storage	microSD/SDHC/SDXC card slot	microSD/SDHC/SDXC card slot
Video/ Audio/ Network		
Video Compression	Triple-Codec (H.265/H.264/MJPEG)	Triple-Codec (H.265/H.264/MJPEG)
Audio	Two-way Audio (Full duplex)	Two-way Audio (Full duplex)
Digital Input/ Output	1/1 (Optional)	1/1 (Optional)
ONVIF	Profile G/S/T	Profile G/S/T
Solution Integration		
VIVOCLOUD	-	-
Security	Secure Boot, Signed Firmware, Trend Micro IoT Security	Secure Boot, Signed Firmware, Trend Micro IoT Security
VCA	Smart Motion Detection, Smart VCA	Smart Motion Detection, Smart VCA
General		
Power Input/ Consumption	AC 24V (Optional) /DC 12V (Optional) / PoE Max. 18 W	AC 24V (Optional) /DC 12V (Optional) / PoE Max. 18 W
Housing	IP67, IP6K9K, IK10+	IP67, IP6K9K, IK10+
Dimensions	226 x 221 x 112 mm	226 x 221 x 112 mm
Operating Temperature	-10°C ~ 55°C (14°F ~ 122°F)	-10°C ~ 55°C (14°F ~ 122°F)
NDA Compliance Product	●	●

* All specifications are subject to change without notice.



Counting Solution



People Counting

VIVOTEK offers highly accurate visual counting solutions for both retail and transportation industries.

RECOMMENDED

Retail

Accurately obtain customer foot traffic data and effortlessly optimize store management. Furthermore with the capability to stitch multiple counting cameras together, users can efficiently manage systems covering expansive floor plans.



SC9133-RTL

Transportation

Accurate Counting, combined with Deep Learning Smart Object Classification, is purpose-built for onboard rolling stock and transit vehicle applications, empowering users to receive valuable passenger-flow data and object types.



SC9133


SC Series



Model	SC9133-RTL	SC9133	SC8131	SC8132	SC8133
Resolution	30 fps @ 1792x1792	30 fps @ 1792x1792	15 fps @ 1280x784	15 fps @ 1280x784	15 fps @ 1280x784
Max. Stream	3 Streams	3 Streams	3 Streams	3 Streams	3 Streams
Mode	Day	Day	Day	Day	Day/Night
WDR Technology	WDR Pro	WDR Pro	WDR Enhanced	WDR Enhanced	WDR Enhanced
Housing	IP66, IK10	IP66, IK10	Metal	Metal, IK10, IP66	Metal, IK10, IP66
Certifications		EN50155, EN45545-2, EN50121-3-2, EN50121-4, EN61373, E-Mark (R10), ECE R118		EN50155: TX (-63,-64), OT2 (-61, -81), T1/OT1 (-61, -65, FE, SC); EN50121-3-2, EN61373, EN45545-2*, ECE R118*, E-mark (DC models)	EN50155: TX (-63,-64), OT2 (-61, -81), T1/OT1 (-61, -65, FE, SC); EN50121-3-2, EN61373, EN45545-2*, ECE R118*, E-mark (DC models)
Operating Temperature	-30°C ~ 60°C (-22°F ~ 140°F)	-30°C ~ 60°C (-22°F ~ 140°F)	-10°C ~ 40°C (14°F ~ 104°F)	-25°C ~ 55°C (-13°F ~ 131°F)	-25°C ~ 55°C (-13°F ~ 131°F)
Power Input	PoE	PoE (M12 connector)	PoE	PoE, DC	PoE, DC
Dimensions	140 x 76 x 42 mm	140 x 76 x 42 mm	160 x 70 x 38 mm	160 x 79 x 31 mm	160 x 79 x 31 mm
NDA Compliance Product	•	•	•	•	•

*For fire and smoke norms compliance details, please contact VIVOTEK. Extra conditions may apply

Maintain Crowd Occupancy with VIVOTEK Crowd Control Solution




* All specifications are subject to change without notice.

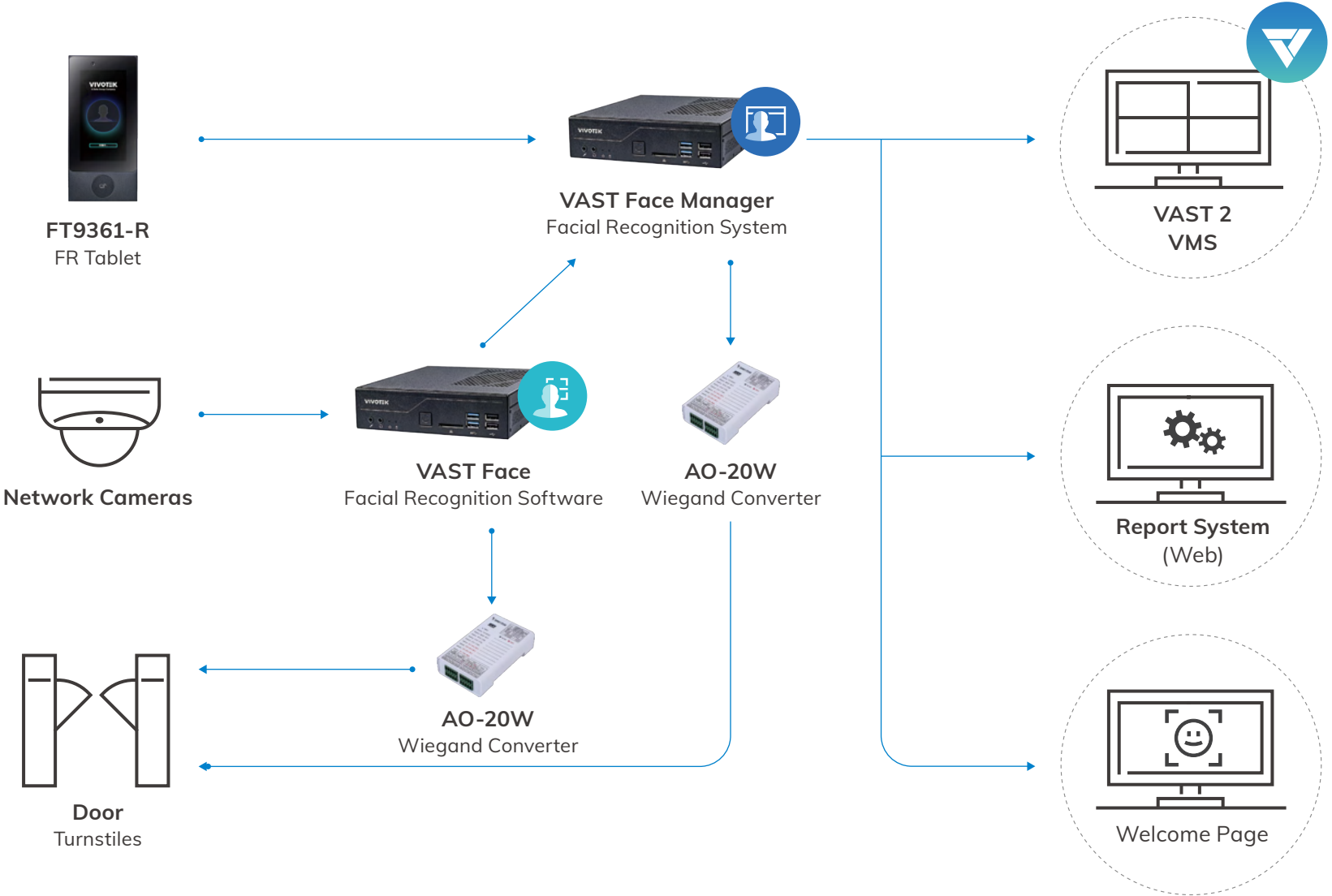
Facial Recognition

Hands Free Solution for Access Control

For the most complete protection in highly sensitive environments, VIVOTEK provides a comprehensive Facial Recognition (FR) Solution. Consisting of workstations, servers and tablets combined with a variety of cameras, VIVOTEK's Facial Recognition Solution provides immediate and accurate detection and recognition for security. Fully integrated with VIVOTEK VAST 2 VMS, users can both monitor and manage facial recognition results, producing an intelligent surveillance solution for any application.



Facial Recognition Solution



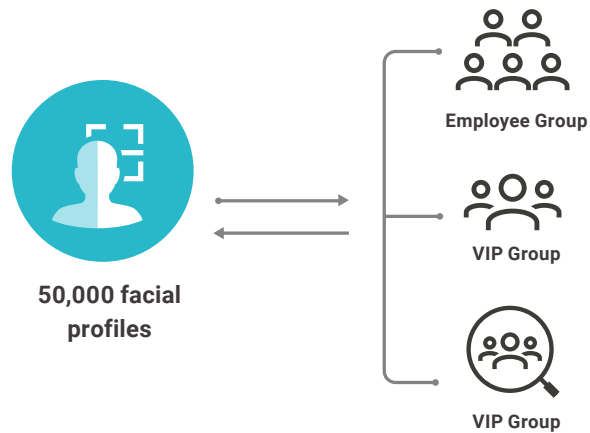


VAST Face FR Workstation



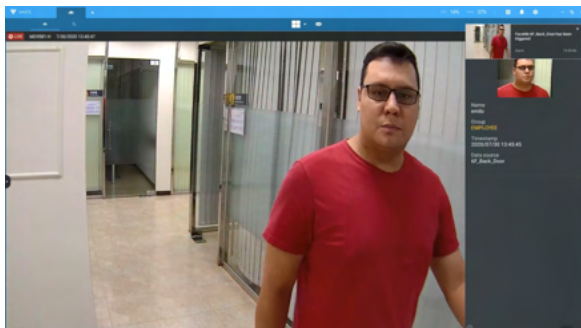
Large Capacity of Facial Profiles

Able to store up to 50,000 facial profiles. Administrators can categorize profiles into different groups and grant varied credentials to each group



Accurate Authentication

Combine with IP cameras to capture facial images and verify in real-time, providing 99% accurate authentication



VAST Face Workstation

NEW



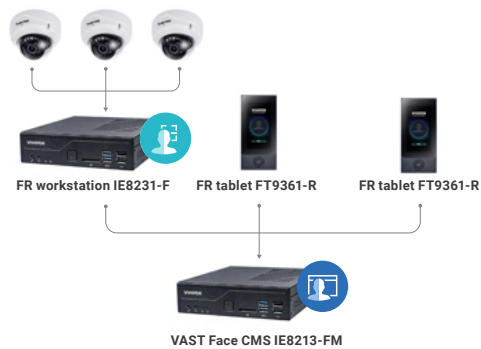
Model	IE9232-F	IE8221-F	IE8231-F
Hardware	Intel CPU: i7-10700 Memory: DDR4 32GB RAM, HDD: 2.5" 500GB SSD	Intel CPU: i5-10400 Memory: DDR4-2666 16GB RAM, HDD: 2.5" 500GB SSD	Intel CPU: i7-10700 Memory: DDR4-2666 32GB RAM, HDD: 2.5" 500GB SSD
OS	Linux	Linux	Linux
Maximum Number of Faces in Database	50,000	20,000	20,000
Maximum Number of Connected Devices	Up to 6	Up to 2	Up to 8
Power Input	100-240V AC	100-240V AC	100-240V AC
Power Consumption	Max. 90W	Max. 90W	Max. 90W
Dimensions	240 x 210 x 57 mm	190 x 165 x 43 mm	190 x 165 x 43 mm
Weight	1.3 kg net and 2.1 kg gross	1.3 kg net and 2.1 kg gross	1.3 kg net and 2.1 kg gross
Safety Certifications	CE, FCC, UL, CB, BSMI	CE, FCC	CE, FCC
Supported IP cameras	Any H.264/H.265 RTSP IP Camera	Any H.264 ONVIF IP Camera Any H.264 RTSP IP Camera	Any H.264 ONVIF IP Camera Any H.264 RTSP IP Camera



VAST Face FR CMS

Content Management System

Capable of managing a maximum of 128 connected facial recognition devices to establish people lists, facial profiles and attendance reports



Highly Secure

Users can define customized access authentication rules and schedules by area or user groups, providing more oversight than traditional card-based access systems



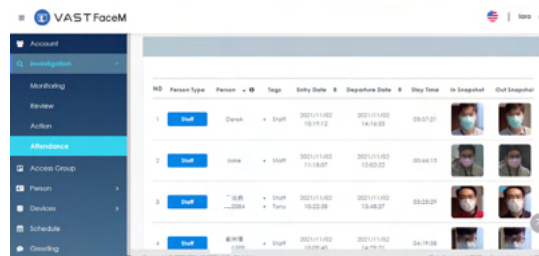
Persons of Interest (POI) Management

Users can assign each person into one or more groups for easier identification



Rich Infographic Reports

Rich infographic reports provide decision-makers with a bigger picture and deeper understanding of people entering and leaving



VAST Face CMS



Model	IE8213-FM
Hardware	Intel CPU: i7-10700 Memory: DDR4-2666 32GB RAM, HDD: 2.5" 500GB SSD
OS	Linux
Maximum Number of Faces in Database	50,000
Maximum Number of Connected Devices	Up to 128
Power Input	100-240V AC
Power Consumption	Max. 90W
Dimensions	190 x 165 x 43 mm
Weight	1.3 kg net and 2.1 kg gross
Safety Certifications	CE, FCC

Facial Recognition Tablet



Hands-Free Access Control

Detect facial profiles and match with profiles in the database, achieving true hands-free access control



Accurate Authentication

Facial images are captured and verified in real-time, providing 99% accurate authentication



Huge Capacity of Facial Profiles

Enable to store up to 50,000 facial profiles. Administrators can categorize profiles into different groups and grant varied credentials to each group



Dual Accreditation Available

Employees must meet both facial and card reader verification in order to pass through, strengthening security to a higher level

* VAST Face FR CMS license required

Facial Recognition Tablet



Model	FT9361-R
Hardware	Memory: 8GB ROM 1GB RAM
OS	Linux
Database Size	50,000 Profiles (Max.)
Camera	Resolution: 1920x1080 IR 1.3M @1280x1080
Display	IPS 6" (1440x720)
Build in Card Reader	13.56Mhz Mifare DESFire EV1, EV2
Recognition Distance	0.3-1.5M
Power Input	PoE Class 4 (IEEE802.3at)/ DC 12V
Weigand	Output 24bit/26bit/36bit
Dimensions	221.1 x 103.6 x 26.5 mm
Safety Certifications	EMC: CE , FCC ,VCCI, UL

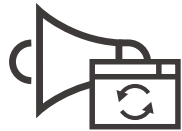


Network Audio




Audio for Security

Event-triggered audio announcements to improve property security




Automated Audio Clips

Support broadcasting live announcements or pre-recorded audio clips automatically when VAST 2 alarm management is triggered



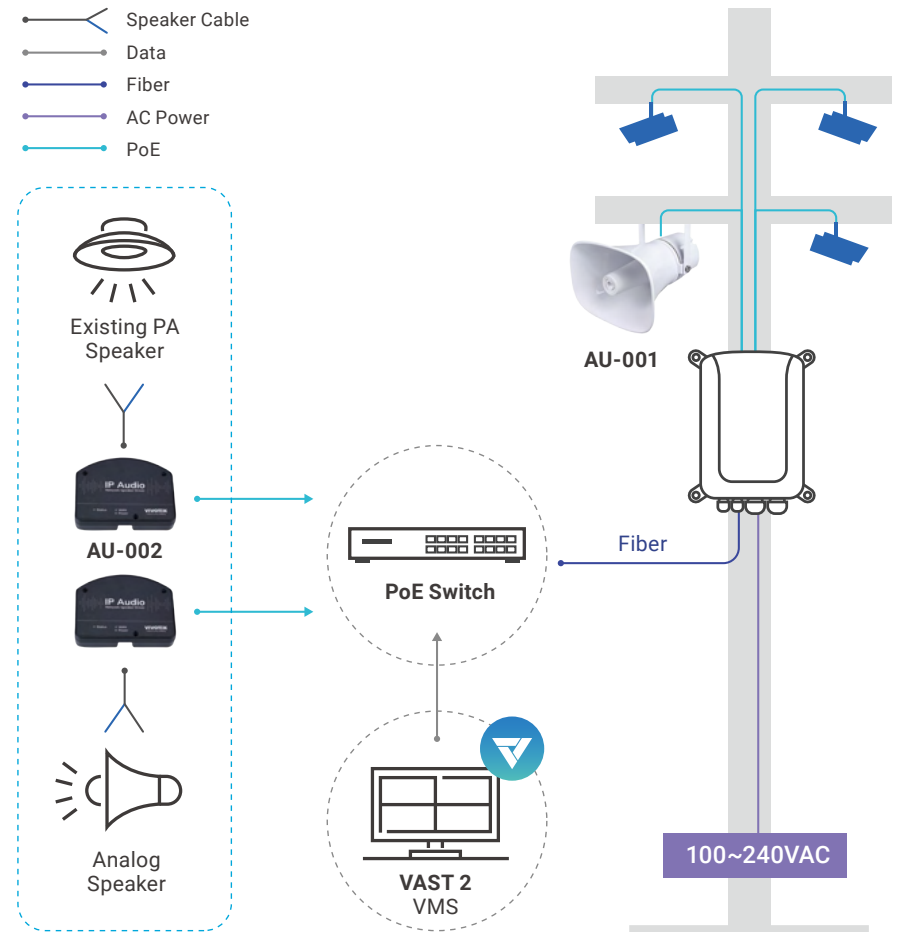
Loitering Alerts

When a person is loitering beyond a preset time limit, an audio warning can be produced



Deter Crime and Safeguarding

Prevent financial damage from graffiti, breaking and entering, or other criminal acts through proactive audio alarms



Network Audio Solution

Network Horn Speaker



Network Speaker Driver



Model	AU-001	AU-002
Product Information		
Average Min. power	20 W	20 W
Frequency Ranges	330 Hz~ 8000 Hz	-
Max. SPL 1W / 1M	106 dB	-
Microphone	100Hz-16KHz Single point, SPL-44 ± 2db AT 2 KΩ	100Hz-16KHz Single point, SPL-44 ± 2db AT 2 KΩ
Network		
SIP support	RFC 3261(SIP base standard)	RFC 3261(SIP base standard)
Interface	WAN: RJ-45x1, 10/100Mbps Fast Ethernet port	WAN: RJ-45x1, 10/100Mbps Fast Ethernet port
Audio Codec	G.711 a/uLaw, G.726, G.722, G.729, iLBC, L16	G.711 a/uLaw, G.726, G.722, G.729, iLBC, L16
Support Function	Auto provision, Audio tone testing, System log	Auto provision, Audio tone testing, System log
Security	Password protection, IP address filter, user access log, authentication	Password protection, IP address filter, user access log, authentication
General		
Casing	Robust aluminum, IP-66	Plastic
Power	PoE+, IEEE 802.3at	PoE+, IEEE 802.3at
Dimensions	280 x 200 x 280 mm	110 x 85 x 25 mm
Weight	1.95 kg	115 g
Safety Certifications	CE, FCC, LVD EN62368-1	CE, FCC, LVD EN62368-1



Media Converters

Effortless Solutions for converting media



Video Receiver

Easily display network cameras live to an HD monitor



Video Server

Enables users to bring existing analog cameras onto the IP system



Video Receiver



Model	RX9401
Local Display	
Channels	Up to 16 channels
Video Output	HDMI
Display Resolution	3840x2160 1920x1080 1280x720
Fisheye Dewarp	•
Video	
Video Compression	H.265/H.264/MJPEG
Max. Decoding Capacity	H.265/H.264: 3840x2160 @ 30 fps (1CH)
LiveView Decoding (Local)	Up to 3840x2160
General	
Connectors	Ethernet 10/100 RJ45 *1 USB 2.0 *2
Power Input	DC 12V 1.5A
Power Consumption	Max. 9.24 W
Installation, Management, and Maintenance	Shepherd, VAST 2
Weight	530 g
Dimensions	198 x 200 x 47 mm
Operating Temperature	0°C ~ 40 °C (32°F ~ 104°F)

Video Server



Model	VS8100-v2
Features	
Video Source	1 Analog Camera Input
Video Modulation	NTSC/PAL Auto Detection
Max. Resolution/ Frame Rate	30 fps @ 720x480 / NTSC 25 fps @ 720x576 / PAL
Video/ Audio/ Network	
Video Compression	Dual-Codec (H.264/MJPEG)
Audio	One-way Audio
Networking	10/100 Mbps Ethernet
Serial Connectors	RS485
ONVIF	Profile S
Solution Integration	
Security	Trend Micro IoT Security
Motion Detection	•
General	
Power Input/ Consumption	DC 12V/ Max. 3 W
Dimensions	65 x 34 x 25 mm
Operating Temperature	0°C ~ 50 °C (32°F ~ 122°F)

* All specifications are subject to change without notice.

Accessories

Lenses

Enclosures

Miscellaneous

CaMate IR Illuminators

CaMate IR Accessories

Mounting Installation



Lenses

Type	Lenses			
------	--------	--	--	--



Model	AL-248	AL-24E	AL-251	AL-252
Description	CS mount, 12~50mm, F1.8, P-iris, 1/1.7" (IP9165-HT-v2, IP9165-LPC-v2, IP9191-HT, IP9181-H)	CS Mount, 3.9~10mm, F1.5, P-iris, 1/1.8" (IP9165-HT-v2, IP9165-LPC-v2, IP9191-HT)	CS-Mount, 3.9~10mm, F1.5, i-CS, 1/1.8" (IP9165-HT-v2, IP9165-LPC-v2, IP9191-HT)	CS-Mount, 9~50mm, F1.5~1.6, i-CS, 1/1.8" (IP9165-HT-v2, IP9165-LPC-v2, IP9191-HT)

Type	Lenses			
------	--------	--	--	--



Model	AL-24A	AL-24F	AL-24G	AL-239
Description	CS mount, 12~40mm, F1.8, P-iris, 1/1.8" (IP9165-HT-v2, IP9165-LPC-v2, IP9171-HP)	CS Mount, 4.4~10mm, F1.3, P-iris, 1/1.7" (IP9165-HT-v2, IP9165-LPC-v2)	C Mount, 10~40mm, F1.3, P-iris, 1/1.7" (IP9165-HT-v2, IP9165-LPC-v2)	C mount, 8~80mm, F1.6, DC-iris, 1/2" (IP9165-HT-v2, IP9165-LPC-v2)

















Type	Lenses			
------	--------	--	--	--



Model	AL-24B	AL-237	AL-242	AL-243
Description	CS mount, 3.6~17mm, F1.5, P-iris, 1/1.8" (IP9165-HP/HT/LPC)	CS mount, 4.1~9mm, F1.6, DC-iris, 1/1.8" (IP9181-H)	CS mount, 12.5~50mm, F1.4, P-iris, 1/2.7" (IP9171-HP)	CS mount, 7~22mm, F1.4, P-iris, 1/2.7" (IP9171-HP)

* All specifications are subject to change without notice.

Enclosures/ Miscellaneous

Type	Enclosures					
						
Model	AE-238	AE-239	AE-243	AE-244	AE-23A	AE-23E-v2
Description	Versatile series enclosure 24VAC/VDC input, IP68, IK10	Versatile series enclosure, PoE input, IP68, IK10	Versatile series enclosure, built-in fixed 50M IR, 24VAC/ VDC input, IP68, IK10	Versatile Series Enclosure, built-in fixed 50M IR, PoE input, IP68, IK10	Supreme series enclosure, optional VAIR illuminator, 24VAC/28VDC input, IP68, IK10	Supreme series enclosure, optional VAIR illuminator, PoE input, IP68, IK10
Type	IR Illuminators for AE-23x Enclosures	Cables			Power Adapters	Connector
						
Model	AI-109	AO-003	AO-006	AO-008	AA-221	AN3000
Description	VAIR illuminator 48W for Supreme series enclosure, adjustable beam angle 10°~30°, 150~350M, -40°C~50°C	Combo cable (SD9161-H)	Combo cable (MA9322-EHTV)	Combo cable (SD9384-EHL/SD9368-EHL)	DC 12V 1.5A power adapter	Outdoor ethernet waterproof connector
Type	Joysticks	Covers		IO Device	Storage	
						
Model	AJ-001/AJ-002	AC-215	AC-224	AO-20W	Micron microSD	
Description	8/29-key USB Joystick	Smoked cover (SD9161-H)	Smoked cover (FD9165-HT-A, FD9187-HT-A)	Wiegand Converter (IB9387-LPR/ IB9365-LPR)	Micron microSD Card 32/64/128/256GB 512GB/1TB	

* All specifications are subject to change without notice.

CaMate IR Illuminators

Type	CaMate IR Illuminators		
------	------------------------	--	--



Model	CM32 Series	CM48 Series	CA80 Series
Description	32W, 12 pcs IR LED, 850nm, 10° or 35°	48W, 24 pcs IR LED, 850nm, 10°~180° Adjustable beam angle	80W, 24 pcs IR LED, 850nm, 10°~40° Adjustable beam angle via RS485 or remote control

Type	CaMate IR Accessories			
------	-----------------------	--	--	--



Model	AM-219	CMA-B01	CMA-B03	CMA-B04
Description	L Bracket for dual or triple CaMate	L Bracket	U Bracket	Wall mount for dual CaMate with pan angle

Type	CaMate IR Accessories			
------	-----------------------	--	--	--



Model	CMA-B05	CMA-B06	CMA-A01	CMA-E01
Description	Wall mount for dual CaMate with pan and tilt angle	Wall mount for triple CaMate	Laser alignment	Remote control

* All specifications are subject to change without notice.

Outdoor Fixed Dome Cameras

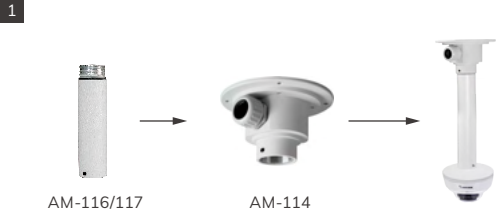
Mounting Adaptors		Supported Cameras
AM-525		FD9365-(E)HTV-A, FD9387-(E)HTV-A, FD9391-EHTV, FD9392-EHTV-O
AM-528		FD9389-EH(T)V-v2, FD9368-HTV, FD9388-HTV
AM-52E (V02)		IT9389-H-v2, IT9360-H, IT9380-H, IT9388-HT, FD9380-H, FD9369
AM-520 (V05)		FD9367-EHTV-v2, FD9365-EHTV-v2, FD9391-EHTV-v2
L-Bracket - 1		Supported Cameras
AM-21A (V02)		FD9365-(E)HTV-A, FD9367-EHTV-v2, FD9368-HTV, FD9380-H, FD9387-(E)HTV-A, FD9388-HTV, FD9389-EH(T)V-v2, IT9388-HT, FD9391-EHTV, FD9392-EHTV-O
L-Bracket - 2		Supported Cameras
AM-21M (V03)		IT9389-H-v2, IT9360-H, IT9380-H, FD9366-HV, FD9369
Adaptor Plate - 1		Supported Cameras
AM-51C		FD9387-(E)HTV-A, FD9391-EHTV, FD9392-EHTV-O
Adaptor Plate - 2		Supported Cameras
AM-51D		FD9368-HTV, FD9388-HTV

Adaptor Plate - 3		Supported Cameras
AM-51G		FD9380-H, IT9388-HT
Adaptor Plate - 4		Supported Cameras
AM-51H		FD9369
Conduit Box - 1		Supported Cameras
AM-713 Waterproof Conduit Box		FD9365-(E)HTV-A, FD9387-(E)HTV-A, FD9391-EHTV, FD9392-EHTV-O
Conduit Box - 2		Supported Cameras
AM-71B Waterproof Conduit Box		FD9368-HTV, FD9380-H, FD9388-HTV, FD9389-EH(T)V-v2, IT9388-HT
Conduit Box - 3		Supported Cameras
AM-71C Waterproof Junction Box		FD9380-H, IT9360-H, IT9380-H
Conduit Box - 4		Supported Cameras
AM-71D Outdoor Conduit Box		FD9380-H
Conduit Box - 5		Supported Cameras
AM-71E (V02) Outdoor Conduit Box		FD9369


Mounting Installation

Outdoor

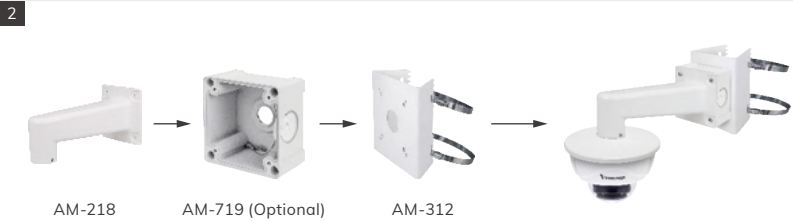

Pendant Mount*




Wall Mount*



Pole Mount*



Corner Mount*



* Please select the correct mounting adapter/conduit box for each mounting scenario.


Indoor Fixed Dome Cameras

Mounting Adaptors		Supported Cameras
AM-527 (v02)		FD9165-HT-A, FD9187-H(T)
AM-528		FD9189-H(T)-v2
AM-52B (May also require AM-522 coupler)		FD9166-HN
AM-520 (v05)		FD9167-HT-v2
L-Bracket - 1		Supported Cameras
AM-21A (V02)		FD9165-HT-A, FD9187-HT-A, FD9189-H(T)-v2
L-Bracket - 2		Supported Cameras
AM-21B		FD9166-HN
Recessed Kit		Supported Cameras
AM-105 (V03)		FD9165-HT-A, FD9187-HT-A

Adaptor Plate - 1		Supported Cameras
AM-514		FD9165-HT-A, FD9187-HT-A
Adaptor Plate - 2		Supported Cameras
AM-51D		FD9189-H(T)-v2
Adaptor Plate - 3		Supported Cameras
AM-51E		FD9166-HN
Conduit Box - 1		Supported Cameras
AM-712 Conduit Box		FD9166-HN
Conduit Box - 2		Supported Cameras
AM-71F Indoor Conduit Box		FD9369

Mounting Installation

Indoor Pendant Mount*




Wall Mount*

1










2



* Please select the correct mounting adapter/conduit box for each mounting scenario.

Bullet Cameras

Pole Mount		Supported Cameras
AM-312 Pole Mount Bracket		IB9367-EHT-v2, IB9391-EHT, IB9389-EH(T)-v2, TB9330-E, TB9331-E, IB9365-LPR(-W), IB9387-LPR(-W)
Corner Mount		Supported Cameras
AM-412 (V03) Corner Mount Bracket		IB9367-EHT-v2, IB9391-EHT, IB9389-EH(T)-v2, TB9330-E, TB9331-E, IB9365-LPR(-W), IB9387-LPR(-W)
Adaptor Plate		Supported Cameras
AM-523 Adaptor Plate for 4" Square Electrical Boxes		IB9380-H, IB9388-HT, IB9389-EH(T)-v2
Junction Box - 1		Supported Cameras
AM-719 Outdoor Junction Box		IB9387-(E)HT-A, IB9391-EHT, TB9330-E, TB9331-E, IB9365-LPR(-W), IB9387-LPR(-W)

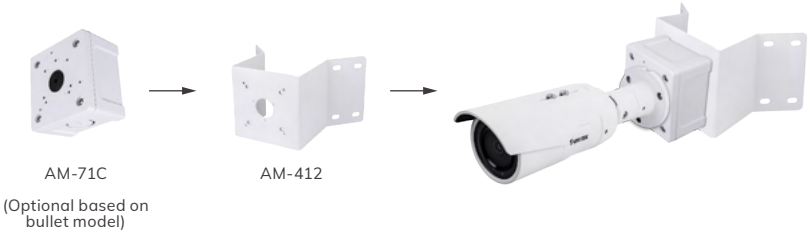

Junction Box - 2		Supported Cameras
AM-71C Waterproof Junction Box		IB9368-HT, IB9380-H, IB9388-HT, IB9389-EH(T)-v2
Conduit Box - 1		Supported Cameras
AM-71E (V02) Outdoor Conduit Box		IB9380-H, IB9369
Conduit Box - 2		Supported Cameras
AM-71F Indoor Conduit Box		IB9380-H, IB9369

Mounting Installation

Outdoor

Pole Mount

Corner Mount



Wall Mount*

1





2




* Please select the correct mounting adapter/conduit box for each mounting scenario.

360° Fisheye Cameras

Mounting Adaptors		Supported Cameras
AM-525		FE9380-HV, FE9382-EHV-v2, FE9391-EHV-v2
AM-52B		FE9180-H-v2
Conduit Box		Supported Cameras
AM-216 Wall Mount Bracket (15°)		FE9180-H-v2

180° Panoramic Cameras

Wall Mount		Supported Cameras
AM-21N Wall Mount Bracket (20°)		MS9390-HV (AM-21N can be paired with AM-312 or AM-412)

Mounting Installation

Outdoor

Pendant Mount*

1



AM-116/117

AM-114

Wall Mount*

1



AM-221

AM-718 (Optional)

2



AM-218

AM-719 (Optional)

Pole Mount*

1




AM-221

AM-718 (Optional)

AM-314

AM-315

2




AM-218

AM-719 (Optional)

AM-312

Corner Mount*

1




AM-221

AM-718 (Optional)

AM-414

2


















AM-218

AM-719 (Optional)

AM-412

* Please select the correct mounting adapter/conduit box for each mounting scenario.

Multi-Sensor Cameras

Pendant Mount			Supported Cameras	
AM-114 Pendant Head	AM-116 (20cm) AM-117 (40cm) (Optional)	AM-529 Mounting Adaptor	MA9322-EHTVL	
				
Wall Mount - 1			Supported Cameras	
AM-21C Wall Mount Bracket	AM-718 Waterproof Junction Box (Optional)		MA9322-EHTVL	
				
Wall Mount - 2			Supported Cameras	
AM-221 Gooseneck Bracket	AM-718 Waterproof Junction Box (Optional)	AM-529 Mounting Adaptor	MA9322-EHTVL	
				
Pole Mount - 1			Supported Cameras	
AM-314 or AM-315 Pole Mount Bracket	AM-21C Wall Mount Bracket	AM-718 Waterproof Junction Box (Optional)	MA9322-EHTVL	
				
Pole Mount - 2			Supported Cameras	
AM-314 or AM-315 Pole Mount Bracket Head	AM-221 Gooseneck Bracket	AM-718 Waterproof Junction Box (Optional)	AM-529 Mounting Adaptor	MA9322-EHTVL
				

Corner Mount - 1			Supported Cameras	
AM-414 Corner Mount Bracket	AM-21C Wall Mount Bracket	AM-718 Waterproof Junction Box (Optional)	MA9322-EHTVL	
				
Corner Mount - 2			Supported Cameras	
AM-414 Corner Mount Bracket	AM-221 Gooseneck Bracket	AM-718 Waterproof Junction Box (Optional)	AM-529 Mounting Adaptor	MA9322-EHTVL
				
Parapet Mount			Supported Cameras	
AM-231 Parapet Mounting Bracket	AM-529 Mounting Adaptor		MA9322-EHTVL	
				
Ceiling Mount			Supported Cameras	
	AM-10F Recessed Kit		MA9322-EHTVL	
				


Mounting Installation

Outdoor

Pendant Mount*



Ceiling Mount





Parapet Mount



Wall Mount*



Pole Mount*































Corner Mount*



* Please select the correct mounting adapter/conduit box for each mounting scenario.

Speed Dome Cameras

Pendant Mount-1			Supported Cameras
AM-114 Pendant Head	AM-116 (20cm) AM-117 (40cm) (Optional)	AM-529 Mounting Adaptor	SD9368-EHL, SD9384-EHL
			
Pendant Mount-2			Supported Cameras
AM-118 Pendant Head	AM-116 (20cm) AM-117 (40cm) (Optional)	AM-52A Mounting Adaptor	SD9161-H
			
Wall Mount - 1			Supported Cameras
AM-220 Wall Mount Bracket	AM-718 Waterproof Junction Box (Optional)		SD9368-EHL, SD9384-EHL
			
Wall Mount - 2			Supported Cameras
AM-221 Gooseneck Bracket	AM-718 Waterproof Junction Box (Optional)	AM-529 Mounting Adaptor	SD9368-EHL, SD9384-EHL
			
Wall Mount - 3			Supported Cameras
AM-21C Wall Mount Bracket	AM-718 Waterproof Junction Box (Optional)		SD9161-H-v2
			

Pole Mount - 1			Supported Cameras
AM-314 or AM-315 Pole Mount Bracket	AM-220 Wall Mount Bracket	AM-718 Waterproof Junction Box (Optional)	SD9368-EHL, SD9384-EHL
			
Pole Mount - 2			Supported Cameras
AM-314 or AM-315 Pole Mount Bracket Head	AM-221 Gooseneck Bracket	AM-718 Waterproof Junction Box (Optional)	SD9368-EHL, SD9384-EHL
			
Corner Mount - 1			Supported Cameras
AM-414 Corner Mount Bracket	AM-220 Wall Mount Bracket	AM-718 Waterproof Junction Box (Optional)	SD9368-EHL, SD9384-EHL
			
Corner Mount - 2			Supported Cameras
AM-414 Corner Mount Bracket	AM-221 Gooseneck Bracket	AM-718 Waterproof Junction Box (Optional)	SD9368-EHL, SD9384-EHL
			
Parapet Mount			Supported Cameras
AM-231 Parapet Mounting Bracket	AM-529 Mounting Adaptor		SD9368-EHL, SD9384-EHL
			
Ceiling Mount			Supported Cameras
	AM-107 Recessed Kit		SD9161-H-v2
			

Mounting Installation

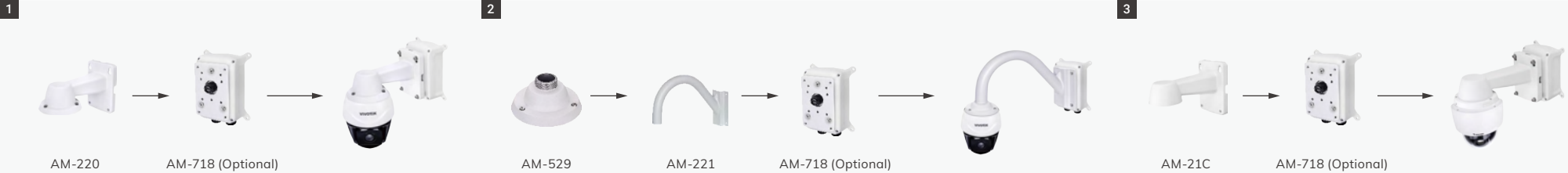
Outdoor/ Indoor

Pendant Mount*

Ceiling Mount



Wall Mount*



Pole Mount*



Corner Mount*



* Please select the correct mounting adapter/conduit box for each mounting scenario.

Network Video Recorders

Naming Rule

Core+

Desktop NVR

Rack Mount NVR

CMS Station

Mobile NVR



Naming Rule

For NVR Model



1-2 nd Model Category	
Code	Description
NR	Rack Mount Type Network Video Recorder (Include Rack Mount Kit)
ND	Desktop Type Network Video Recorder (Without Rack Mount Kit)
NV	Vehicle Type Network Video Recorder
RX	Network Receiver
NS	Network Station (CMS Station)

3 rd A/V Type	
NO.	Description
8	H.264 / MJPEG
9	H.265 / H.264 / MJPEG

4 th Amount of Channel	
NO.	Description
2	2 to the power of 2 = 4 Channels
3	2 to the power of 3 = 8 Channels
4	2 to the power of 4 = 16 Channels
5	2 to the power of 5 = 32 Channels
6	2 to the power of 6 = 64 Channels
7	2 to the power of 7 = 128 Channels

5 th ND/NV/RX Series - HDDs	
NO.	Description
0	No HDD
1	1 HDD
2	2 HDDs
3	3 HDDs
4	4 HDDs
5	5 HDDs
6	6 HDDs
7	7 HDDs
8	8 HDDs
9	9 HDDs

5 th NR Series - HDD Group	
NO.	Description
8	8 HDD for 1 Group

6 th Revision for ND/NV/RX Series	
NO.	Description
1~9	Not Specified

6 th Revision for NR* Series	
NO.	Description
1~9	Multiplied by the Number of HDD Group

7 th Extension/Feature for ND/NV/RX	
NO.	Description
P	PoE
W	Wireless Application

7 th Extension for NR/NS Series	
NO.	Description
(A)	New version

8 th Digit Extension	
NO.	Description
v	1 - 99

*e.g., 5th no.=8; 6th no.=2, Total HDD= 8 x 2= 16

SVC Definition

S SERIES	Definition
	SUPREME
	Definition


Top of the line, cutting edge technology, Large-Huge Systems

V SERIES	Description
	VERSATILE
	Definition

Advanced and feature rich for most applications, Medium-Large Systems

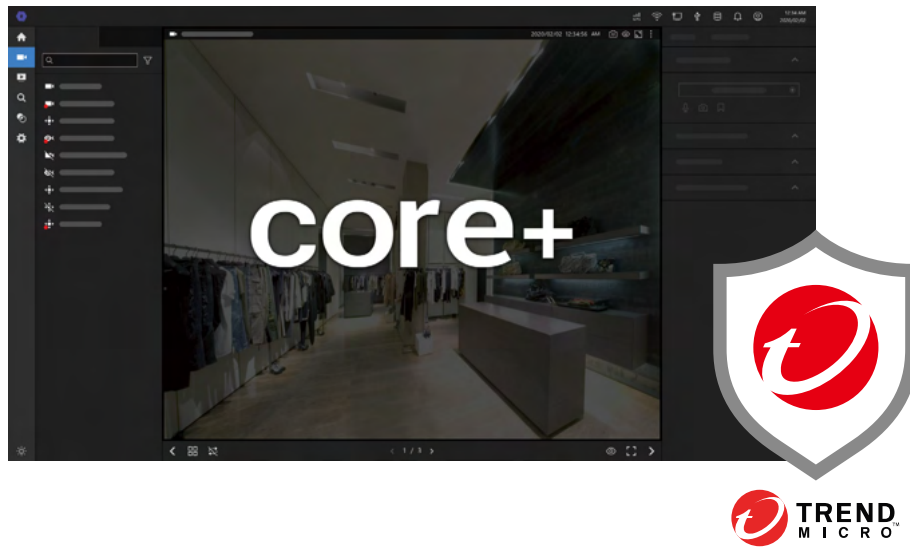
C SERIES	Description
	COMPETITIVE
	Definition

Cost effective professional surveillance, Small-Medium Systems



Core+

Advanced Firmware for NVR



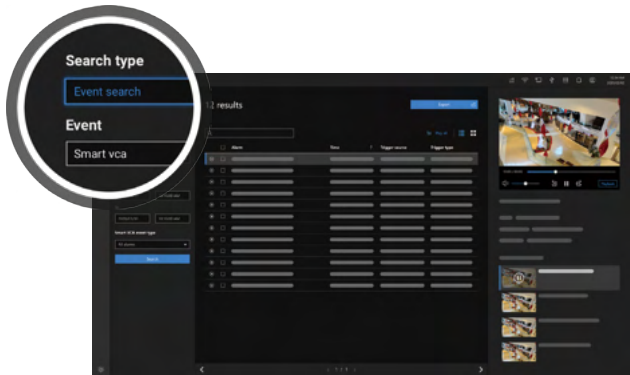
Cybersecurity Management

In alliance with world-renowned cybersecurity company Trend Micro, Core+ NVRs support Trend Micro IoT Security, empowering the NVRs to automatically detect and prevent credential-based attacks and block suspicious events. VIVOTEK network cameras enabled with Trend Micro IoT Security can also connect with Core+ NVRs, enabling the NVRs to receive instant notifications of security events from the cameras and to understand the type and status of cyber-attacks, as well as to acquire attack information from cameras. In addition, VAST 2 (VMS) receives information on security protection attacks from Core+ NVRs and VIVOTEK cameras.



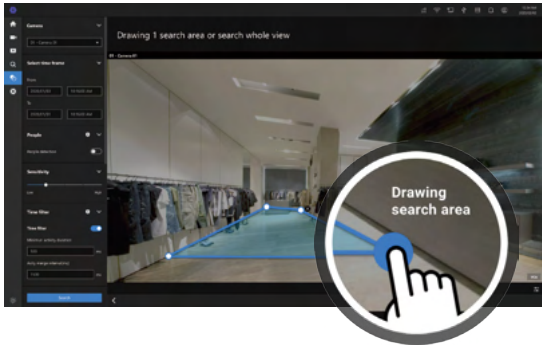
VIVOTEK Core+ is the next generation ND series network video recorder firmware, embedded with VIVOTEK's latest technology featuring cybersecurity management, Smart VCA event search, Smart Search II functions, and counting solutions. Upgrade your network video recorder's capabilities to Core+ for a smarter, safer and smoother user experience.

*Some models may not include all Core+ features. Be sure to check the specific model's specifications



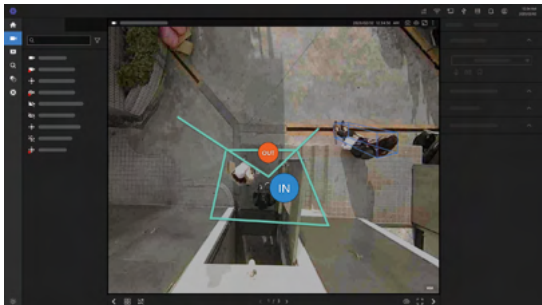
Smart VCA Event Search

Core+ NVRs support alarm management and event search of VIVOTEK's deep-learning video analytics technology - Smart VCA. VCA rules and data such as people-tracking frames and motion-detection frames can be shown on live or playback video display. Users can search by single or multiple events, playback triggered events and then export these search results to video clips.



Smart Search II

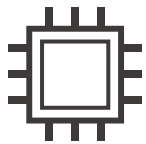
Cameras supporting VIVOTEK Smart Motion Detection technology, which detects activities of people, can also connect with Core+ NVRs. Based on camera metadata recorded on the NVRs hard disk drives, the NVRs can then deploy the advanced Smart Search II technology, activate the people detection function, and proceed to search the corresponding playback video. This enables faster sorting of large amounts of evidence to find precisely what is needed.



Counting Solution

Core+ NVRs support VIVOTEK's 3D people counting cameras and cloud service software – VIVOCloud. Counting rules can be shown on the NVR's video display from counting cameras. Furthermore, all of the counting data can be stored automatically to the NVR's hard drive as well as be acquired by VIVOCloud. Users can also build customized counting reports through the VIVOCloud interface. This enables tracking of in-store customer flow and benchmarking of campaign performance between different stores or across different time frames to make business more efficient.

Desktop NVR



Core+

VIVOTEK Core+ supporting Smart VCA, Smart Search II and Cybersecurity Management, offering a smarter and better user experience



4K Display

H.265/H.264 supported, 4K decoding and local display for clear and vivid monitoring



RAID Supported*

RAID 0/1/5 configuration provides further data security in case of a rare event hard drive failure



CMS Management

License-free for VIVOTEK VAST 2 CMS management, empowering users to set up and manage surveillance systems with ease



Retail



City Surveillance


* Available on selected models

Network Video Recorders



Model	ND9441/ ND9541	ND9441P/ ND9541P	ND9442P/ ND9542P	ND9323P/ ND9425P	ND9213P
Local Display					
Channels	Up to 16/32 channels	Up to 16/32 channels	Up to 16/32 channels	Up to 8/16 channels	Up to 4 channels
Video Output	HDMI/VGA	HDMI/VGA	HDMI/VGA	HDMI/VGA	HDMI/VGA
Display Resolution	3840x2160/ 1920x1080/ 1280x720	3840x2160/ 1920x1080/ 1280x720	3840x2160/ 1920x1080/ 1280x720	3840x2160/ 1920x1080/ 1280x720	3840x2160/ 1920x1080/ 1280x720
Fisheye Dewarp	10,1P,1R,103R,108R	10,1P,1R,103R,108R	Local: 10, 1R, 103R, 108R Web: 10, 1R, 1P	Local: 10, 1R, 103R, 108R Web: 10, 1R, 1P	Local: 10, 1R, 103R, 108R Web: 10, 1R, 1P
Video/ Record					
Video Compression	H.265/H.264/MJPEG	H.265/H.264/MJPEG	H.265/H.264/MJPEG	H.265/H.264/MJPEG	H.265/H.264/MJPEG
Max. Decoding Capability	H.265/H.264: 3840x2160 @ 120 fps	H.265/H.264: 3840x2160 @ 120 fps	H.265/H.264: 3840x2160 @ 120 fps	H.265/H.264: 3840x2160 @ 30 fps	H.265/H.264: 3840x2160 @ 30 fps
Decoding Resolution (Local)	Up to 4096x4096 (H.265) Up to 8192x8192 (H.264)	Up to 4096x4096 (H.265) Up to 8192x8192 (H.264)	Up to 8192x8192	Up to 3840x2160	Up to 3840x2160
Recording Throughput	192 Mbps	192 Mbps	112/224 Mbps	64 Mbps	64 Mbps
Storage/ General					
Hard Disk	3.5" SATA HDD*4	3.5" SATA HDD*4	3.5" SATA HDD*4	3.5" SATA HDD*2	3.5" SATA HDD*1
RAID	RAID 0, 1, 5	RAID 0, 1, 5	RAID 0, 1, 5	RAID 0, 1	-
PoE	-	16x 802.3at/af Compliant PoE Ports (Total Max. 160 W)	16x 802.3at/af Compliant PoE Ports (Total Max. 160 W)	8/16x 802.3at/af Compliant PoE Ports (Total Max. 120 W/200 W)	4x 802.3at/af Compliant PoE Ports (Total Max. 50 W)
Connectors	Ethernet 10/100/1000 RJ45 *2 Alarm In *8, Alarm Out *4 USB 2.0 *2, USB 3.0 *1 Audio Output *1 Audio Input *1 (Reserved) RS485 (Reserved)	Ethernet 10/100/1000 RJ45 *2 Alarm In *8, Alarm Out *4 USB 2.0 *2, USB 3.0 *1 Audio Output *1 Audio Input *1 (Reserved) RS485 (Reserved)	Ethernet 10/100/1000 RJ45 *2 Alarm In *16, Alarm Out *8 USB 2.0 *2, USB 3.0 *1 Audio Output *1 Audio Input *1 (Reserved) RS485 (Reserved)	Ethernet 10/100/1000 RJ45 *1 Alarm In *4, Alarm Out *1 USB 2.0 *1, USB 3.0 *1 Audio Output *1 Audio Input *1 (Reserved)	Ethernet 10/100 RJ45 *1 Alarm In *4, Alarm Out *2 USB 2.0 *1, USB 3.0 *1 Audio Output *1 Audio Input *1 (Reserved)
Power Input	DC 56V 2.32A	AC 100 ~ 240V/ 50 ~ 60Hz	AC 100 ~ 240V/ 50 ~ 60Hz	AC 100 ~ 240V/ 50 ~ 60Hz	DC 48V 2A
Power Consumption	Max. 76 W	Max. 260 W	Max. 300 W	Max. 175 W/255 W	Max. 96 W
Installation, Management, and Maintenance	VAST 2, Shepherd, VIVOCLOUD, iViewer (iOS/ Android)	VAST 2, Shepherd, VIVOCLOUD, iViewer (iOS/ Android)	VAST 2, Shepherd, VIVOCLOUD, iViewer (iOS/ Android)	VAST 2, Shepherd, VIVOCLOUD, iViewer (iOS/ Android)	VAST 2, Shepherd, VIVOCLOUD, iViewer (iOS/ Android)
Dimensions	430 x 400 x 44.5 mm	430 x 400 x 44.5 mm	432 x 421 x 66 mm	366 x 320 x 46 mm	264 x 247 x 43 mm
Core+					
Smart VCA Event Search	●	●	●	●	●
Smart Search II	●	●	●	-	-
Cybersecurity Management	●	●	●	●	●
Trend Micro IoT Security	●	●	●	●	●
NDA Compliance Product	-	-	●	●	●

* All specifications are subject to change without notice.



Rack Mount NVR

Super Performance and Reliability for Large Scale Systems



Enhanced Decoding Capability

H.265/H.264 supported with enhanced decoding capability for high resolution video cameras up to 20MP



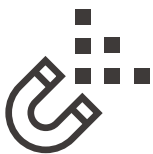
Hot-Swappable HDD

Supports Hot-Swappable HDD bays with RAID 0/1/5/6/10, and NVR failover for reliable and secure recording data



Embedded VAST 2

Built-in VIVOTEK VAST 2 supports multiple VIVOTEK solutions such as Smart VCA, Cybersecurity Management, Transportation, and License Plate Recognition



Data Magnet Solution

Embedded free Data Magnet for easy integration with 3rd party devices and software



Industry



Transportation

Rack Mount NVR



Model	NR9682-v2/ NR9782-v2	NR9581-v2/ NR9681-v2
Display		
Channels	Up to 64/128 channels	Up to 32/64 channels
Video Output	HDMI/DP/DVI	HDMI/DP
Display Resolution	HDMI: 1920x1080/ DVI: 1920x1080 DP: 4096x2304	HDMI: 4096x2160 DP: 4096x2304
Fisheye Dewarp	10, 1P, 1R, 103R, 4R, 2P, 4R Pro, 108R and Fisheye Auto-Pan	10, 1P, 1R, 103R, 4R, 2P, 4R Pro, 108R and Fisheye Auto-Pan
Video/ Record		
Video Compression	H.265/H.264/MJPEG	H.265/H.264/MJPEG
Max. Decoding Capability	H.264: 1920x1080 @ 540 fps H.265: 1920x1080 @ 270 fps	H.264: 1920x1080 @ 540 fps H.265: 1920x1080 @ 270 fps
Decoding Resolution (Local)	Up to 8192x8192	Up to 8192x8192
Recording Throughput	512 Mbps	512 Mbps
Storage/ General		
Hard Disk	3.5" SATA HDD*16 (Hot Swappable)	3.5" SATA HDD*8 (Hot Swappable)
RAID	RAID 0, 1, 5, 6, 10	RAID 0, 1, 5, 6, 10
Connectors	Ethernet 10/100/1000 RJ45 * 2 USB 2.0 x2, USB 3.0 x8 Microphone Audio Jack Input x1 3.5 Line Output Audio Jack x1	Ethernet 10/100/1000 RJ45 * 2 USB 3.0 Type-A x3, USB 3.0 Type-C x1 Microphone Audio Jack Input x1 3.5 Line Input Audio Jack x1 3.5 Line Output Audio Jack x1
Power Input	Redundant Power AC 100 ~ 240V/ 50 ~ 60Hz	Redundant Power AC 100 ~ 240V/ 50 ~ 60Hz
Power Consumption	Max. 550 W	Max. 650 W
Installation, Management, and Maintenance	VAST 2, Shepherd, iViewer (iOS/Android)	VAST 2, Shepherd, iViewer (iOS/Android)
Dimensions	435 x 540 x 132 mm	437 x 647 x 89 mm
Advanced Features		
Cybersecurity Management	●	●
Data Magnet	●	●
Failover	●	●
LPR Solution	●	●
Smart VCA Event	●	●
Smart Search II	●	●
NDAA Compliance Product	●	●

* All specifications are subject to change without notice.

CMS Station

Compact but Powerful,
Offering All-in-One Central System Management



Enhanced Decoding Capability

H.265/H.264 supported with enhanced decoding capability for high resolution video cameras up to 20MP



Expandable

Default 32CH, expandable up to 64CH with license purchase



Embedded VAST 2

Built-in VIVOTEK VAST 2, supports multiple VIVOTEK solutions such as Smart VCA, Cybersecurity Management, Transportation, and License Plate Recognition

CMS Station (Central Management System)



Model	NS9521
Display	
Channels	32 channels (Up to 64CH by license purchasing)
Video Output	HDMI/DP/DVI
Display Resolution	HDMI: 4096x2160/ DVI: 1920x1200 DP: 4096x2304
Fisheye Dewarp	10, 1P, 1R, 103R, 4R, 2P, 4R Pro, 108R and Fisheye Auto-Pan
Video/ Record	
Video Compression	H.265/H.264/MJPEG
Max. Decoding Capability	H.264: 1920x1080 @ 540 fps H.265: 1920x1080 @ 270 fps
Decoding Resolution (Local)	Up to 8192x8192
Recording Throughput	400 Mbps
Storage/ General	
Hard Disk	3.5" SATA HDD*2
RAID	-
Connectors	Ethernet 10/100/1000 RJ45 * 2 USB 2.0 x4 USB 3.1 (type A) x2, USB 3.1 (type C) x2 Microphone Audio Jack Input x1 3.5 Line Output Audio Jack x1 COM Port x2
Power Input	AC 100 ~ 240V/ 50 ~ 60Hz
Power Consumption	Max. 250 W
Installation, Management, and Maintenance	VAST 2, Shepherd, iViewer (iOS/Android)
Dimensions	96 x 409 x 342 mm
Advanced Features	
Cybersecurity Management	●
Data Magnet	●
Failover	●
LPR Solution	●
Smart VCA Event	●
Smart Search II	●
NDAA Compliance Product	●

* All specifications are subject to change without notice.

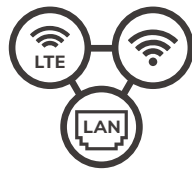
Mobile NVR

Various Functionalities Designed for Transportation Application



Real-time Live Display

Provides 1080p 8/16-CH real-time live display with recording efficiency using advanced H.265 video compression technology



Variety of Connection Options

Multiple network interfaces such as LAN, WiFi and LTE for variable network connections



GPS Tracking

The embedded GNSS receiver supports GPS, GALILEO and GLONASS systems for applications in different locations

Mobile Network Video Recorder



Model	NV9311P/ NV9411P
Local Display	
Channels	Up to 8/16 channels
Video Output	HDMI x1, VGA x1
LiveView (Local) Decoding	Up to 4096x4096 (H.265) Up to 8192x8192 (H.264)
Display Resolution	3840x2160/ 1920x1080/ 1280x720
Fisheye Dewarp	10,1P,1R,1O3R,1O8R
Video/ Record	
Video Compression	H.265/H.264/MJPEG
Max. Decoding Capability	H.265/H.264: 3840x2160 @ 120 fps
Recording Throughput	64 Mbps
Network/ System	
WiFi	IEEE802.11a/b/g/n/ac (Optional)
Mobile Network	LTE (Optional)
GNSS	•
G Sensor	G-sensor Event
Storage/ General	
Hard Disk	2.5" SATA HDD/SSD x 1
Connectors	Ethernet 10/100/1000 RJ45 *1 Alarm In *8, Alarm Out *4 USB 2.0 *3, Audio In/Out *1 RS232 (Reserved)
PoE	8x 802.3at/af Compliant PoE Ports (Total Max. 64 W)
Power Input	DC 12 ~ 48V
Power Consumption	Max. 149 W
Installation, Management, and Maintenance	VAST 2, Shepherd, iViewer (iOS/Android)
Dimensions	284 x 230 x 90 mm
NDAA Compliance Product	-


* All specifications are subject to change without notice.

PoE Network Products



PoE Network Products

A full range of products designed for video surveillance systems, including power-surge prevention from lightning strikes, network management, multiple topology views of cameras, and more.



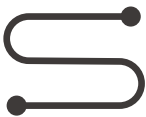
Network & PoE Management

- L2 Network Function
- PoE on/off Control for Each Port
- Cable Diagnostic



Industrial & Outdoor Ready

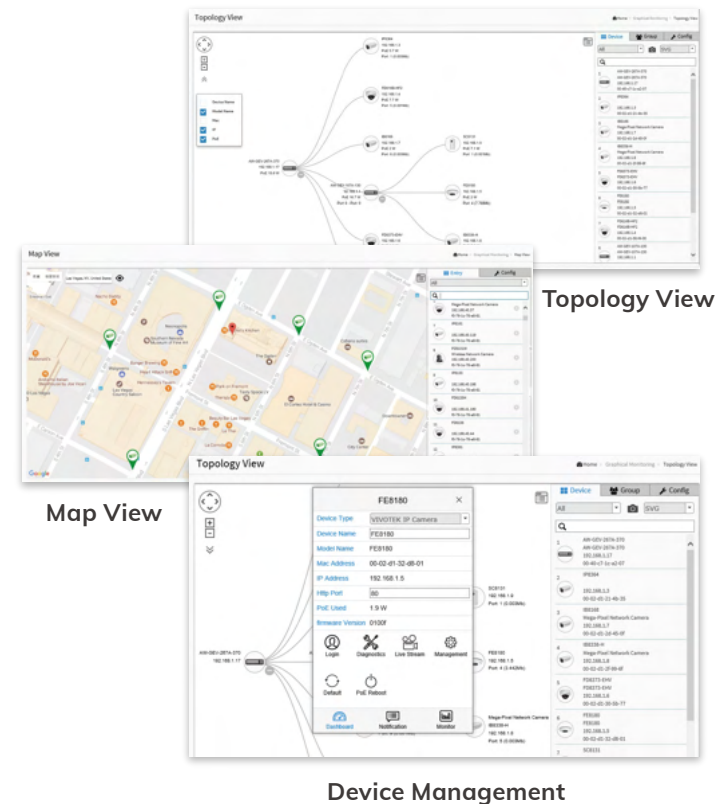
- Wide Temperature Support
- IP67 and IK10 Certified
- Built-in Surge Protection



Long Range PoE Extension

- 200~300m PoE Delivery
- Support Multiple Cameras with a Single Power Source
- Outdoor-ready Housing

Intuitively Managing IP Surveillance



PoE

Commercial

Type	VivoCam L2+ Managed PoE Switch			VivoCam Web Smart Managed PoE Switch	
					
Model	AW-GEV-107A-130	AW-GEV-267A-370	AW-GEV-104B-130	AW-GEV-184B-250	AW-GEV-264B-370
Description	8xGE PoE + 2xGE Combo + 1xRJ45 Console	24xGE PoE + 2xGE Combo + 1xRJ45 Console	8xGE PoE + 2xGE SFP/ Per Port Max. 30W, Power Budget 130W	16xGE PoE + 2xGE SFP/ Per Port Max. 30W, Power Budget 250W	24xGE PoE + 2xGE SFP/ Per Port Max. 30W, Power Budget 370W
Type	10G L2+ Managed Switch	Unmanaged FE PoE Switch			
					
Model	AW-GTS-287A	AW-FET-060C-065	AW-FGT-100D-120	AW-FGT-180D-250	AW-FGT-260D-380
Description	20xGE SFP + 4xCombo GE + 4x10G SFP	4xFE PoE + 2xFE UTP Switch /Per Port Max. 30W, Power Budget 60W	8xFE PoE + 2xGE Combo Switch /Per Port Max. 30W, Power Budget 115W	16xFE PoE + 2xGE Combo/ Per Port Max. 30W, Power Budget 250W	24xFE PoE + 2xGE Combo/ Per Port Max. 30W, Power Budget 370W
Type	PoE Injector				
					
Model	AP-FIC-010A-015	AP-GIC-010A-030	AP-GIC-011A-060/-095		
Description	Indoor 1xFE IEEE 802.3af 15.4W	Indoor 1xFE IEEE 802.3at 30W	Indoor 1xFE 60W High Power UPoE/ Indoor 1xFE 95W High Power PoH/PoE		

* All specifications are subject to change without notice.

Industrial

Type	Industrial Vivocam L2+ Managed PoE Switch	Industrial Unmanaged PoE Switch		
------	---	---------------------------------	--	--



Model	AW-IHT-1271	AW-IHB-0400	AW-IHT-0800	AW-IHB-0800
Description	Industrial 8xGE PoE +4xGE SFP/Per Port Max. 30W, Power Budget 240W	Industrial 2xGE 802.3 bt 90W PoE + 2xGE SFP/ Per Port Max. 90W, Power Budget 180W	Industrial 4xGE PoE + 2xGE UTP + 2xGE SFP/ Per Port Max. 30W, Power Budget 120W	Industrial 4xGE 802.3bt 90W PoE + 2xGE UTP + 2xGE SFP/ Per Port Max. 90W, Power Budget 360W

Type	Industrial Unmanaged PoE Switch			
------	---------------------------------	--	--	--



Model	AW-IHT-1000	AW-IHT-0601	AW-IHT-0100	AW-IHT-0602
Description	Industrial 8xGE PoE + 2xGE SFP/ Per Port Max. 30W, Power Budget 240W	Industrial 4xGE PoE + 1xGE Combo + 1xGE SFP/ Per Port Max. 30W, Power Budget: 24V DC ~ 56V DC: 120 W, 12V DC: 65 W	Industrial 1xGE 30W PoE Injector	Industrial EN50155 4xFE M12 PoE + 2xFE M12/ Per Port Max. 30W, Power Budget 120W

Type	Industrial Unmanaged PoE Switch	Industrial Media Converter
------	---------------------------------	----------------------------







Model	AW-IHB-0100	AW-IHS-0202
Description	Industrial 1xGE 802.3bt 90W PoE Injector	Industrial 1xFE + 1xFE SFP Media Converter



* All specifications are subject to change without notice.

PoE

Long Range Solution






Type	PoE Extender			
				
Model	AP-FXC-0110	AP-FXC-0210	AP-GXC-0150	AP-GXC-0250
Description	Indoor 1-Port FE PoE Extender 30W/60W/95W	Indoor 2-Port FE PoE Extender 30W/60W/95W	Outdoor 1-Port GE PoE Extender 30W/60W/90W/95W, IP67, IK10	Outdoor 2-Port GE PoE Extender 30W/60W/90W/95W, IP67, IK10

Outdoor

Type	Outdoor Unmanaged PoE Switch	Outdoor PoE Surge Protector
		
Model	AW-GET-083A-120	AP-PSP-050
Description	4xGE PoE + 2xGE UTP + 2xGE SFP	Outdoor PoE Surge Protector 16KV/IP67/IK10
















PoE

PoE Accessories

Type	Cabinet			Cabinet Accessories	
					
Model	AT-CAB-001/AT-CAS-001	AT-CAB-002	AT-SUN-001	AT-SUN-002	AT-SWH-000
Description	Cabinet/Cabinet for Speed dome (SD936X)	Side-mount Bracket for HLG Series Power Supply	Sunshield for AT-CAx Series Cabinet	Sunshield for AT-CAx + AT-CAB-002 Cabinet	Power Safety Kit
Type	Cabinet Accessories				Industrial DIN-Rail Power Supply
					
Model	AT-SWH-002	AT-PSP-001	AT-WPC-001/AT-WPC-002	AM-313/ AM-414	MDR-10-12
Description	Door Open/Close Detection Switch	PoE Surge Protector	M16 Cable Gland for 4~7mm AWG/ for Corrugated Tubing : 5/16"	Pole Mount/ Corner Mount Adapter	Indoor Industrial Din Rail, 12VDC/10W, -20°C ~ 70°C
Type	Industrial DIN-Rail Power Supply				Industrial Wall Mount Power Supply
					
Model	NDR-75-48	NDR-120-48/NDR-240-48	DRL-48V120W1EN	DRL-48V240W1EN	HLG-60H-24
Description	Indoor Industrial Din Rail, 48~55VDC/75W, -20°C ~ 70°C	Indoor Industrial Din Rail, 48~55VDC/120W & 240W, -20°C ~ 70°C	Indoor Industrial DIN Rail, 43.2-52.8VDC/120W Out, -30°C to +70°C (-40°C Cold Start)	Indoor Industrial DIN Rail, 43.2-52.8VDC/240W Out, -30°C to +70°C (-40°C Cold Start)	Outdoor Industrial, 24VDC/60W, -40°C ~ 70°C, IP67


* All specifications are subject to change without notice.

PoE Accessories

Type	Industrial Wall Mount Power Supply				
					
Model	HLG-80H-24/HLG-80H-48	HLG-80H-54	HLG-120H-24/HLG-120H-48	HLG-120H-54	HLG-240H-24/HLG-240H-54
Description	Outdoor Industrial, 24VDC & 80VDC/80W, -40°C ~ 70°C, IP67	Outdoor Industrial, 54VDC/80W, -40°C ~ 70°C, IP67	Outdoor Industrial, 24VDC & 48VDC/120W, -40°C ~ 70°C, IP67	Outdoor Industrial, 54VDC/120W, -40°C ~ 70°C, IP67	Outdoor Industrial, 24VDC & 54VDC/240W, -40°C ~ 70°C, IP67
Type	Outdoor Power Box	SFP Transceiver			
					
Model	AA-352	SFP-1000-MM85-X5	SFP-1000-MM13-02	SFP-1000-SM13-10/40	SFP-1000-MM85-X5I
Description	IP67, IK10, 24VAC/6A, -40°C ~ 60°C	1.25G Multi-Mode SFP, 850nm, 0.5KM, 0°C ~ 70°C	1.25G Multi-Mode SFP, LC, 1310nm, 2KM, 0°C ~ 70°C	1.25G Single-Mode SFP, LC, 1310nm, 10KM & 40KM, 0°C ~ 70°C	Industrial 1.25G Multi-Mode SFP, LC, 850nm, 0.5KM, -40°C ~ 85°C
Type	SFP Transceiver			SFP+ Transceiver	
					
Model	SFP-1000-MM13-02I	SFP-1000-SM13-10/40I	SFP-1000-CPTX-X1/X1I	SFP-2000-MM85-X3	SFP-2000-SM13-10
Description	Industrial 1.25G Multi-Mode SFP, LC, 1310nm, 2KM, -40°C ~ 85°C	Industrial 1.25G Single-Mode SFP, LC, 1310nm, 10KM/40KM, -40°C ~ 85°C	1000BaseT, SFP to RJ45, 100M, 0°C ~ 70°C / -40°C ~ 85°C	10G Multi-Mode SFP+, LC, 850nm, 0.3KM, 0°C ~ 70°C	10G Single-Mode SFP+, LC, 1310nm, 10KM, 0°C ~ 70°C

* All specifications are subject to change without notice.

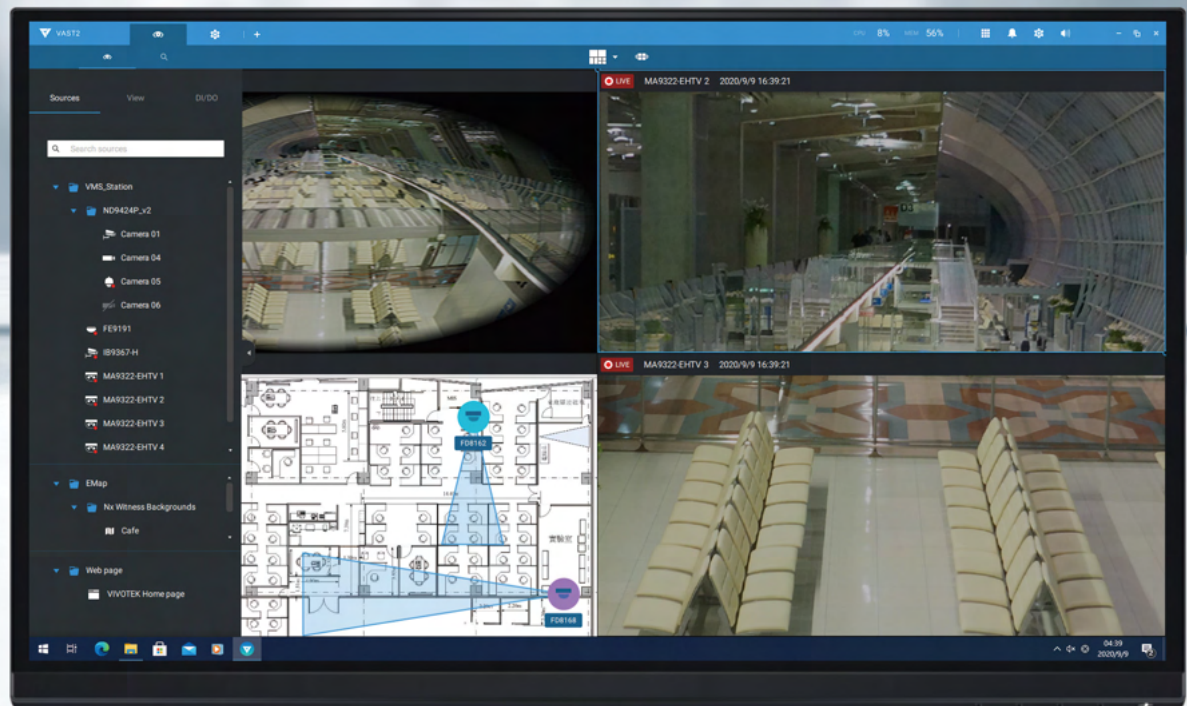
Enjoy Intuitive Design, Make Everything Simple



Video Management Software

VAST 2

VAST 2 is an easy to use IP video management software (VMS) that provides easy operation on a single or multiple monitors. It can rapidly export multichannel video clips and acquire VCA analytics from enabled cameras. With a wide range of add-on solutions, VAST 2 is the perfect VMS for use in markets such as SMB, retail, transportation, manufacturing and more.

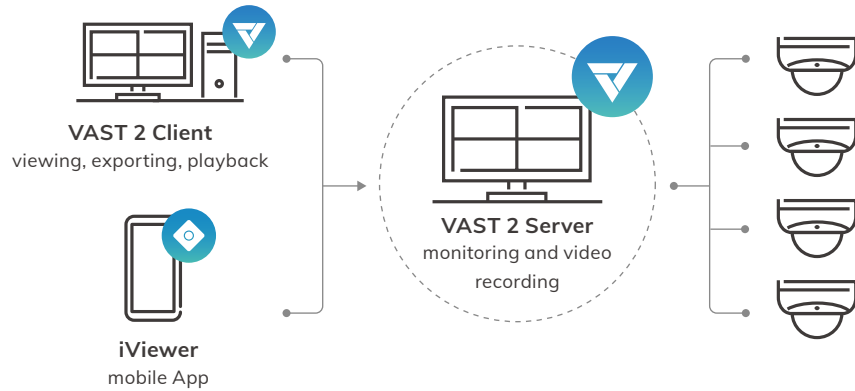




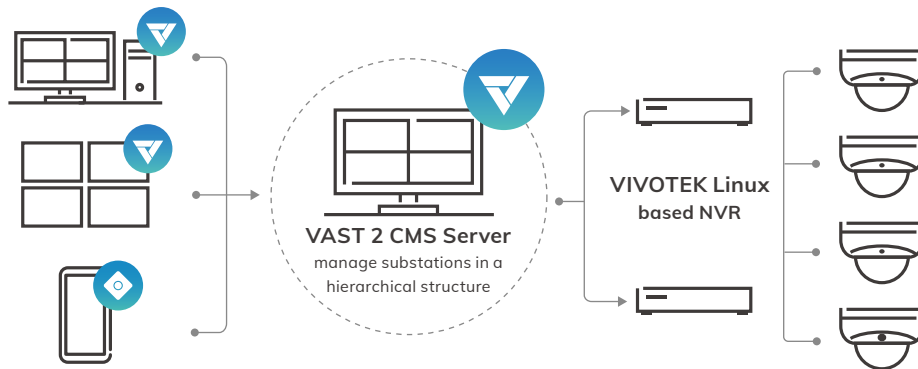
VAST 2

Change the Way You Experience VMS

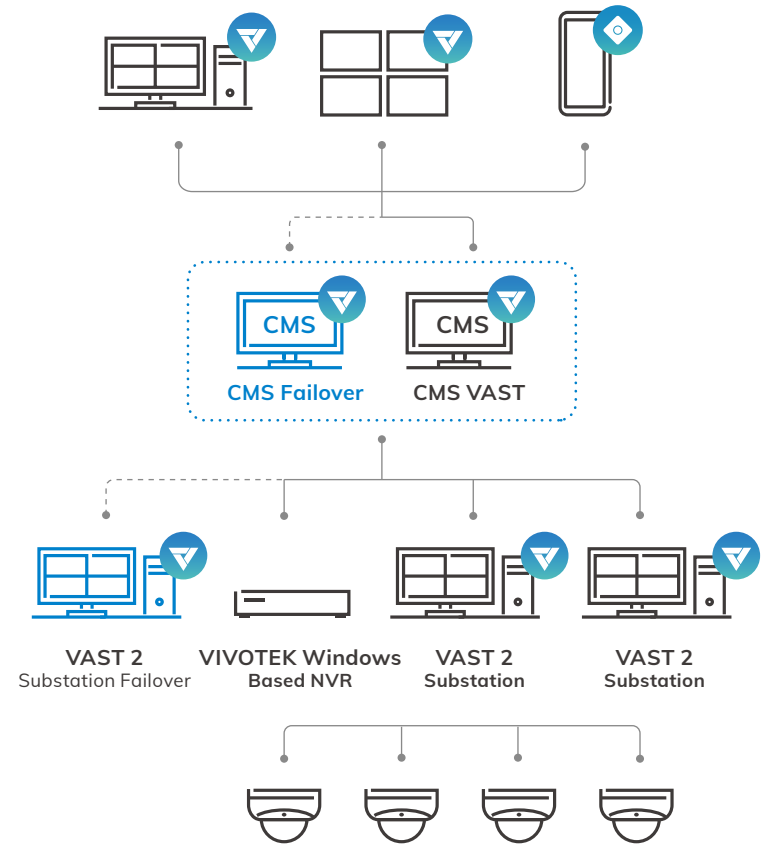
1. Small-Scale



2. Medium-Scale



3. Large-Scale*

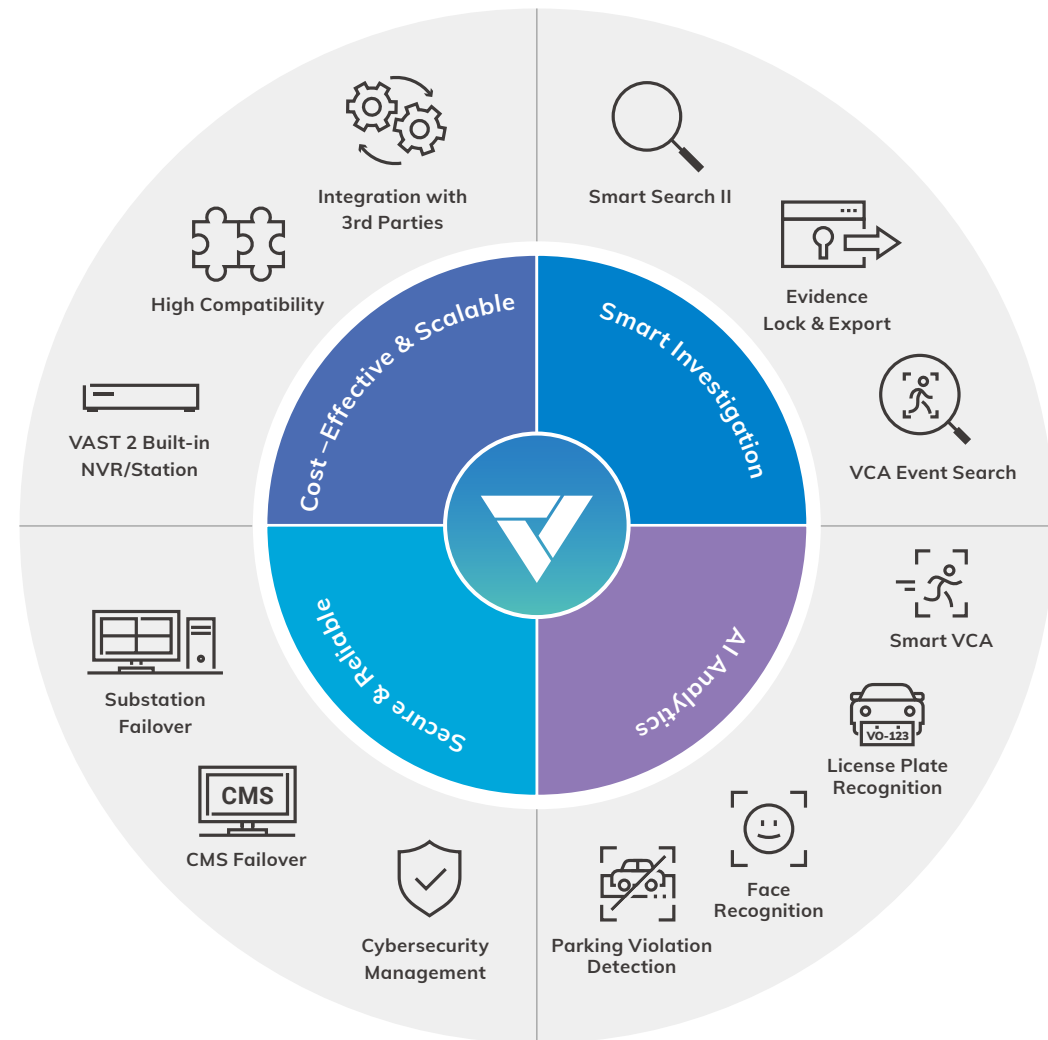


* As operations expand, end-users can effortlessly upgrade the configuration from small to medium or large scale



VAST 2 – Limitless Evolution

Continuously growing and adding new features to meet diversified environments. Customers of all types can always find the most suitable features from the comprehensive & expanding VAST 2 system



Video Management Software

VAST 2

General	
Maximum Number of Cameras	256
Maximum Number of Servers	200
Supported OS	Windows 11, 10, 7 Windows Server 2012, 2016, 2019 (Server Core installation type is not supported) macOS 11 Big Sur (Client Only)
Supported Mobile App	iViewer (iOS/Android)
Virtual Matrix	Supported (VAST 2 Matrix)
LiveView (Local Display)	
Max. Channels	64-channel per Monitor (the max. number of monitors supported depends on the capability of your system)
Video	
Video Format	MJPEG, MPEG4, H.264 AVC, H.264 SVC, H.265
Audio	
Audio Format	G.711, G.726, AMR, AAC
Record	
Additional Recording Time for Event Recording (sec.)	Pre-Record: 3-15, Post-Record: 10-60
Recording Mode	Continuous, Event, Customized Schedule, Activity Adaptive Streaming
Recording File Format	3 GP
External Storage Recording	NAS (SMB/CIFS), iSCSI
Alarm Management	
Alarm Period (sec.)	Max. 30
Event	Camera Event, System Event, External Devices Event
Data Magnet	
Data Source Type	VIVOTEK License Plate Recognition, Third Party Data Source, POS Machine, Access Control
Data Display	Separate data section or Data overlay on screen
Search Result Export	.csv / .png file
eMap	
Supported Image Format	BMP, GIF, JPG, PNG, SVG

Export	
Snapshot	PNG & JPEG
Export File	3GP & EXE
Backup	
External Storage Backup	NAS (SMB/CIFS), iSCSI
User Management	
Authentication	Basic Account/Windows AD Account
System	
Network	SMTP & HTTPS
macOS Client	Supported*
Device Integration	
I/O Box	Advantech ADAM-6000 Series; CHIYU CYT-133SC; MOXA iLogik E1210, E1211, E1212, and E1214
POS (Add-ons)	POSNET; Lafresh; Allsense (Implement in NVR, Searchable in VAST2); Gulfcoast; ARCH
Access Control	Chiyu CSS-R11 (Expanded by CSS-A11) SOYAL AR-837 Series ZKTeco SpeedFace-V4L
Network Audio Device	VIVOTEK AU-001, AU-002
Wiegand Converter	VIVOTEK AO-20W
Camera Integration	
Video Source	VIVOTEK, ONVIF & RTSP Streaming
VCA Solution	
Security Intelligence	Line Crossing Detection, Loitering Detection, Intrusion Detection, Face Detection, Missing Object Detection, Unattended Object Detection, Crowd Detection, Smart Tracking, Running Detection, Parking Violation Detection, Restricted Zone Detection
Business Intelligence	People Counting, Zone Detection
Add-ons**	
Advanced Solutions	Substations Failover Solution, CMS Failover Solution, Third-Party Integration, Transportation Solution, Transaction Solution, VAST Face, Network Audio Solution

* All specifications are subject to change without notice.

* Limitations of macOS Client, please refer to VAST 2 datasheet
**Add-ons Advanced license is required. (Additional charges may apply)

Cloud Service

VIVOCloud/ VIVOCloud Retail

VIVOCloud provides easy video bridging and tunneling between VIVOTEK NVRs and network cameras, ensuring smooth operation and management from anywhere at any time.





VIVOCLOUD

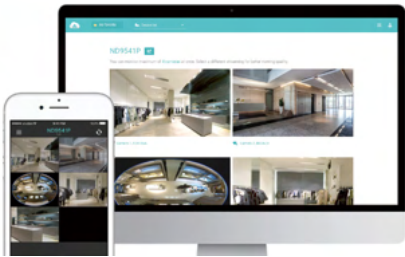
service.vivocloud.com



GET IT ON
Google Play



Download on the
App Store



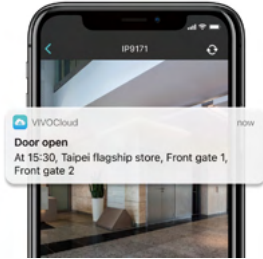
Quick Start

VIVOCLOUD can be operated through an intuitive app on Android or iOS devices. No more port forwarding and no more VPN setup, simply turn-on the VIVOCLOUD service on your VIVOTEK device.




Scalable with Shared Devices

With an expandable network of up to 16 devices and the ability to share each device with up to 4 VIVOCLOUD accounts, trusted family members and/or business colleagues are empowered to monitor security footage, and even counting reports.



Stay Notified

VIVOCLOUD keeps an eye on the things you value and pushes alerts to your mobile device wherever you are. Furthermore, you can also view notification history. Now you can stop constantly checking live video streams, and just simply check when notifications appear.





Cross Platform Easy Access

Along with Android and iOS app, VIVOCLOUD supports various web browsers including, Firefox, Edge, and Google Chrome, both on Windows and Mac.



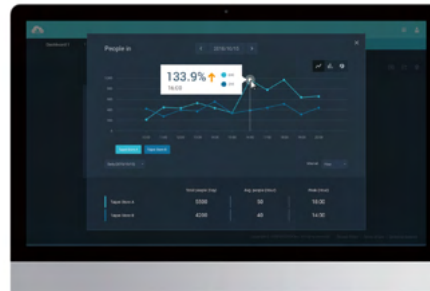
VIVOCLOUD Retail

retail.vivocloud.com



Sync Report

VIVOCLOUD Retail supports both the web portal and the standalone app, allowing users to access reports at anytime from any device. All report details will sync to the cloud server, keeping all dashboard information up-to-date across all devices.



Viewing the Data

Single click or tap on the VIVOCLOUD Retail dashboard to see more detailed information. VIVOCLOUD Retail also supports data comparison and counting report details down to the minute.



Tracking Long-term Performance

Counting data is no longer limited by camera-based flash memory. All counting data will automatically sync to the NVR HDD every hour and will also be preserved for 2 years with free edge data storage, providing the best way to track long-term performance and streamline your business for maximum potential.

Cloud Service

VIVOCLOUD		
	App	Portal
Platform System		
macOS	-	Chrome, Firefox
Windows	-	Chrome, Firefox
iOS	11.0 or later	-
Android	5.0 or later	-
Supported VIVOTEK Device		
Device Type	VIVOTEK NVRs VIVOTEK Cameras*	VIVOTEK NVRs VIVOTEK Cameras**

Supported NVRs:
ND8212W, ND8312, ND8321, ND8322P, ND8422P, ND9312, ND9322P,
ND9322P-v2, ND9323P, ND9424P, ND9424P-v2, ND9425P, ND9441, ND9441P,
ND9541, ND9541P

Supported Cameras**:
C9380-HV, CC9381-HV, MS9390-HV, FE9380-HV, FE9191, FE9391-EV, IP9165-
HP(T), IP9165-LPC, IP9172-LPC(Freeway), IP9191-HP(T), IB9360-H, IB9365-(E)
HT, IB9368-HT, IB9380-H, IB9387-(E)H(T), IB9388-HT, IB9389-(E)H(T)(M), IB9391-
EHT, FD9165-HT, FD9166-HN, FD9187-H(T), FD9189-H(M)(T), FD9360-H, FD9365-
(E)HTV(L), FD9366-HV, FD9368-HTV, FD9380-H, FD9387-(E)H(T)V, FD9388-HTV,
FD9389-(E)H(M)(T)V, IT9360-H, IT9380-H, IT9388-HT, IT9389-H(T), MD9560-(D)-H,
MD9561-H, MD9581-H

*About the full supported cameras list, please refer to the VIVOCLOUD product page.

VIVOCLOUD Retail		
	App	Portal
Platform System		
macOS	-	Chrome, Firefox
Windows	-	Chrome, Firefox
iOS	10.0 or later	-
Android	5.0 or later	-
Supported VIVOTEK Device		
Device Type	VIVOTEK NVRs	

Supported NVRs:
ND9322P, ND9322P-v2, ND9323P, ND9424P, ND9424P-v2, ND9425P, ND9441,
ND9441P, ND9541, ND9541P

* All specifications are subject to change without notice.



Solution Integration Alliance

The SIA (Solution Integration Alliance) Program is a strategic alliance that aims to facilitate the integration of VIVOTEK products into leading software or hardware platforms. With the SIA Program, partners have the flexibility to enhance key functionalities when creating an IP surveillance solution. The SIA Program provides programmable Software Development Kits (SDK) to allow partners to develop customized features on an open platform, allowing the highest possible level of integration. VIVOTEK also provides technical support throughout the development process.

Find out more about enrolling in the VIVOTEK SIA Program, please email sia@vivotek.com for more information.management from anywhere at any time.






VIVOTEK

A Delta Group Company

Distributed by:



www.vivotek.com



VIVOTEK Inc.

6F, No.192, Liancheng Rd., Zhonghe Dist.,
New Taipei City 235, Taiwan
| T +886-2-82455282 | E sales@vivotek.com

VIVOTEK Japan

〒105-0012 東京都港区芝大門2-1-14,
デルタ芝大門ビル
| T +81-3-5733-1280 | E salesjp@vivotek.com

VIVOTEK USA

2050 Ringwood Avenue, San Jose, CA 95131
| T 408-773-8686 | E salesusa@vivotek.com

VIVOTEK India

602, Best Sky Tower, Plot No. F-5, Netaji Subhash Place,
Pitampura, New Delhi-110034
| T +91-11-45137465 | E salesindia@vivotek.com

VIVOTEK EMEA

Zandsteen 15, 2132 MZ Hoofddorp,
The Netherlands
| T +31(0)20-800-3817 | E saleseurope@vivotek.com

VIVOTEK LATAM

Ejército Nacional No. 418 Piso 7, Oficina 711. Col. Polanco V Sección,
Alcaldía Miguel Hidalgo, Ciudad de México
| T + 52 55 1101 1793 | E saleslatam@vivotek.com